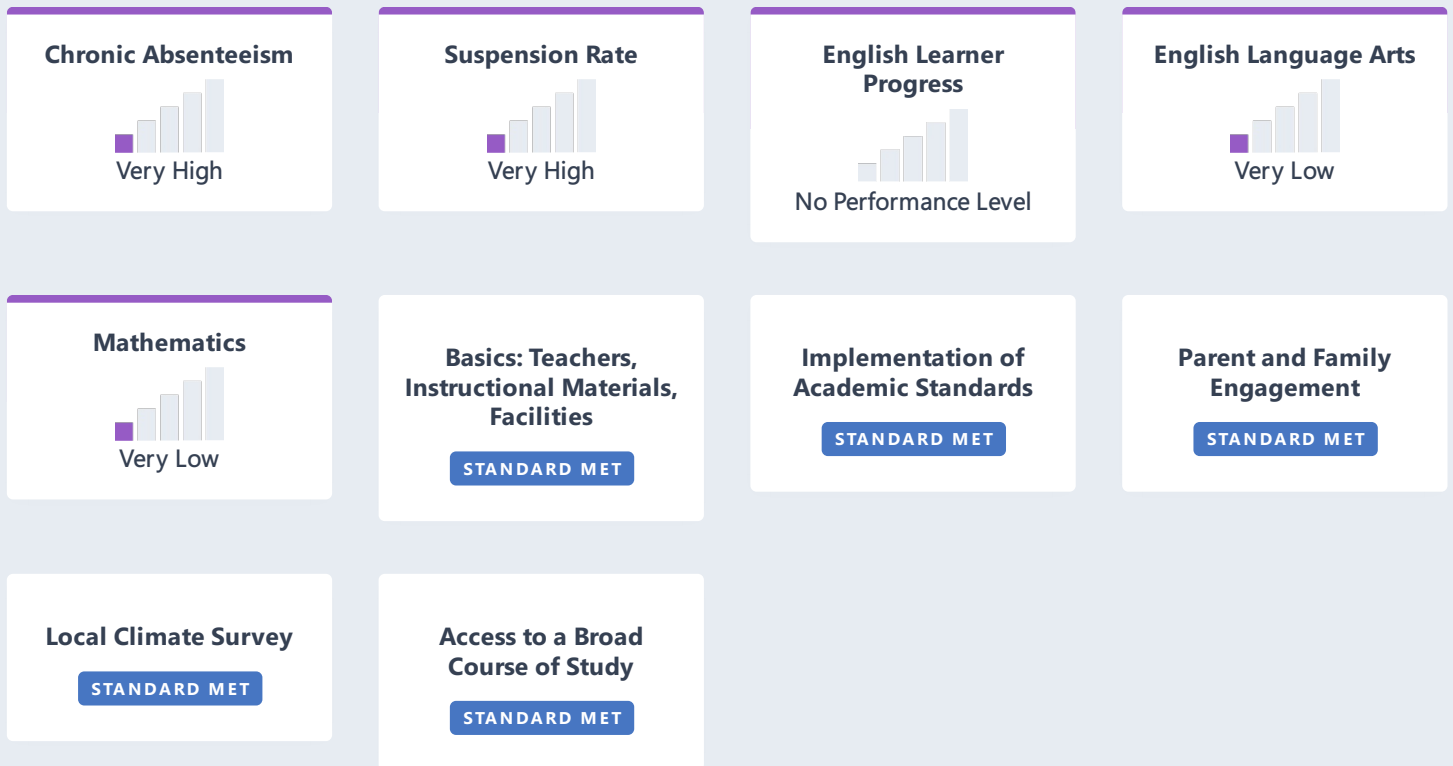


Ridgecrest Elementary Academy for Language, Music, and Science

Explore the performance of Ridgecrest Elementary Academy for Language, Music, and Science under California's Accountability System.

Due to the COVID-19 pandemic, state law allows the 2022 Dashboard to only display the most current year of data (also known as Status). For this year only, performance levels will be reported using one of five Status levels (ranging from Very High, High, Medium, Low, and Very Low) for state measures. Please note that the Status levels associated with the Chronic Absenteeism and Suspension Rate Indicators are reversed (ranging from Very Low, Low, Medium, High, and Very High). Information regarding this year's Dashboard data is available within the [Dashboard Communications Toolkit](#).



School Details

NAME Ridgecrest Elementary Academy for Language, Music, and Science	ADDRESS 325 South Downs Street Ridgecrest, CA 93555-4531	WEBSITE http://www.rcrealms.org	GRADES SERVED K-6
CHARTER Yes	DASHBOARD ALTERNATIVE SCHOOLS STATUS No		

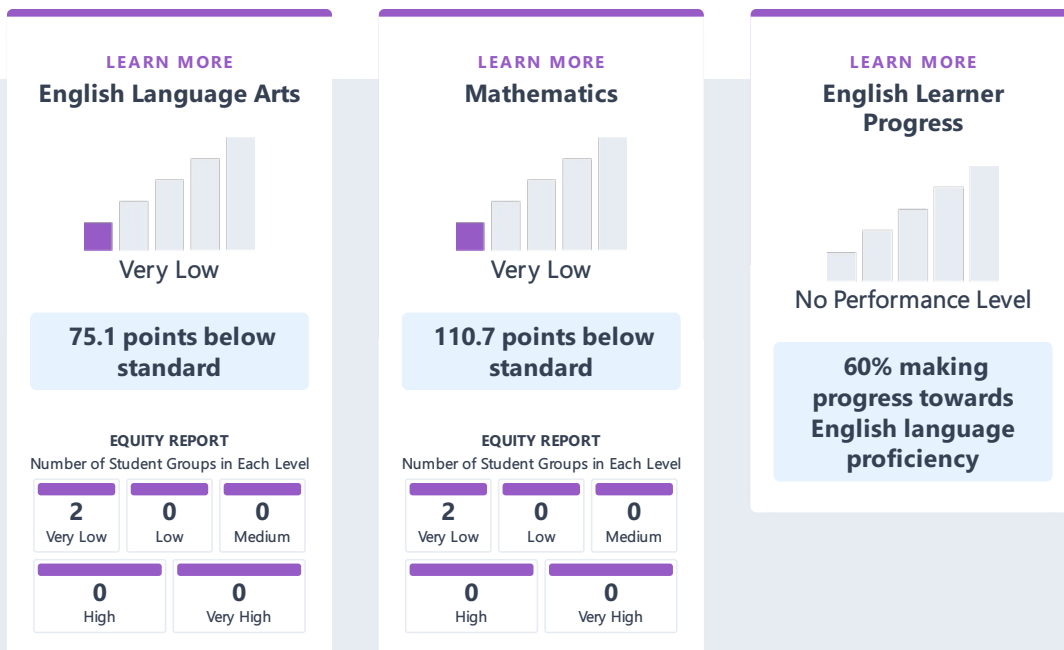
Student Population

Explore information about this school's student population.



Academic Performance

View Student Assessment Results and other aspects of school performance.



Local Indicators

[LEARN MORE](#)

Implementation of Academic Standards

STANDARD MET

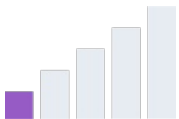
RIDGECREST ELEMENTARY ACADEMY FOR LANGUAGE, MUSIC, AND SCIENCE

Academic Engagement

See information that shows how well schools are engaging students in their learning.

LEARN MORE

Chronic Absenteeism



Very High

48.2% chronically absent

EQUITY REPORT

Number of Student Groups in Each Level

4 Very High	0 High	0 Medium
0 Low	0 Very Low	

Local Indicators

LEARN MORE

Access to a Broad Course of Study

STANDARD MET

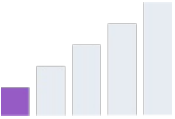
RIDGECREST ELEMENTARY ACADEMY FOR LANGUAGE, MUSIC, AND SCIENCE

Conditions & Climate

View data related to how well schools are providing a healthy, safe and welcoming environment.

[LEARN MORE](#)

Suspension Rate



Very High

13.1% suspended at least one day

EQUITY REPORT
Number of Student Groups in Each Level

4 Very High	0 High	0 Medium
0 Low	0 Very Low	

Local Indicators

[LEARN MORE](#)

Basics: Teachers, Instructional Materials, Facilities

STANDARD MET

[LEARN MORE](#)

Parent and Family Engagement

STANDARD MET

[LEARN MORE](#)

Local Climate Survey

STANDARD MET