

LOCAL PLAN
Attachments
SPECIAL EDUCATION LOCAL PLAN AREA



California Department of Education

Special Education Division

January 2020

Attachment I





















SELPA: KERN COUNTY SELPA

Fiscal Year: 2020-21

Attachment I—Local Educational Agency Listing**Participating Local Educational Agency Identification**

Enter the California Department of Education (CDE) issued county/district/school code (CDS) and the full name for each local educational agency (LEA) participating in the local plan. The LEA names will automatically populate the remaining attachments. Pursuant to California *Education Code (EC)* sections 56205(a)(12)(D)(iii) and 56195.1(b) and (c). Special Education Local Plan Areas (SELPAs) with one or more LEAs, or those who join with the county office of education (COE) to submit a local plan to the CDE for consideration of approval must include copies of joint powers agreements or contractual agreements, as appropriate.

Users may remove all entries in each Attachment template (I through VI) by selecting the "Reset" button below. Similarly, users may add, or remove table rows by selecting the "plus" or "minus" buttons below. Actions taken here will be automatically repeated for each table included herein.

Add or Delete Row	List Number	CDS CODE	LEA
 	1	1563313	ARVIN UNION
 	2	1563339	BEARDSLEY ELEMENTARY
 	3	1563347	BELRIDGE ELEMENTARY
 	4	1563354	BLAKE ELEMENTARY
 	5	1563370	BUTTONWILLOW UNION ELEMENTARY
 	6	1563388	CALIENTE UNION ELEMENTARY
 	7	63404	DELANO UNION ELEMENTARY
 	8	1563412	DELANO JOINT UNION HIGH
 	9	1563420	DI GIORGIO ELEMENTART
 	10	1563438	EDISON ELEMENTARY

Attachment I

SELPA: KERN COUNTY SELPA



































Fiscal Year: 2020-21

Add or Delete Row	List Number	CDS CODE	LEA
<input type="checkbox"/> + <input type="checkbox"/> -	11	1575168	EL TEJON UNIFIED
<input type="checkbox"/> + <input type="checkbox"/> -	12	1563446	ELK HILLS ELEMENTARY
<input type="checkbox"/> + <input type="checkbox"/> -	13	1563461	FAIRFAX ELEMENTARY
<input type="checkbox"/> + <input type="checkbox"/> -	14	1563479	FRUITVALE ELEMENTARY
<input type="checkbox"/> + <input type="checkbox"/> -	15	1563487	GENERAL SHAFER ELEMENTARY
<input type="checkbox"/> + <input type="checkbox"/> -	16	1563503	GREENFIELD UNION
<input type="checkbox"/> + <input type="checkbox"/> -	17	1563545	KERNVILLE UNION ELEMENTARY
<input type="checkbox"/> + <input type="checkbox"/> -	18	1563552	LAKESIDE UNION
<input type="checkbox"/> + <input type="checkbox"/> -	19	1563560	LAMONT ELEMENTARY
<input type="checkbox"/> + <input type="checkbox"/> -	20	1563586	LINNS VALLEY-POSO FLAT UNION
<input type="checkbox"/> + <input type="checkbox"/> -	21	1563594	LOST HILLS UNION ELEMENTARY
<input type="checkbox"/> + <input type="checkbox"/> -	22	1563610	MAPLE ELEMENTARY
<input type="checkbox"/> + <input type="checkbox"/> -	23	1563628	MARICOPA UNIFIED
<input type="checkbox"/> + <input type="checkbox"/> -	24	1573908	MCFARLAND UNIFIED
<input type="checkbox"/> + <input type="checkbox"/> -	25	1563651	MCKITTRICK ELEMENTARY
<input type="checkbox"/> + <input type="checkbox"/> -	26	1563669	MIDWAY ELEMENTARY
<input type="checkbox"/> + <input type="checkbox"/> -	27	1563677	MOJAVE UNIFIED

Attachment I

SELPA: KERN COUNTY SELPA

Fiscal Year: 2020-21

Add or Delete Row	List Number	CDS CODE	LEA
 	28	1563685	MUROC JOINT UNIFIED
 	29	1563693	NORRIS ELEMENTARY
 	30	1563719	POND UNION ELEMENTARY
 	31	1563578	RICHLAND UNION ELEMENTARY
 	32	1573544	RIO BRAVO-GREELEY UNION ELEMENTARY
 	33	1563750	ROSEDALE UNION ELEMENTARY
 	34	1563768	SEMITROPIC ELEMENTARY
 	35	1563784	SOUTH FORK UNION
 	36	1563776	SOUTHERN KERN UNIFIED
 	37	1563792	STANDARD ELEMENTARY
 	38	1563800	TAFT CITY
 	39	1563818	TAFT UNION HIGH
 	40	1563826	TEHACHAPI UNIFIED
 	41	1563834	VINELAND ELEMENTARY
 	42	1563842	WASCO UNION ELEMENTARY
 	43	1563859	WASCO UNION HIGH
 	44	1510157	REALMS CHARTER

Attachment I

SELPA: KERN COUNTY SELPA

Fiscal Year: 2020-21

Add or Delete Row	List Number	CDS CODE	LEA
 	45	1510157	WONDERFUL COLLEGE PREP ACADEMY
 	46	1510157	WONDERFUL COLLEGE PREP ACADEMY LOST
 	47	1510157	GRIMMWAY ACADEMY
 	48	1563578	GRIMMWAY ACADEMY SHAFTER
 	49	1510157	KERN COUNTY SUPERINTENDENT OF SCHOOL

Attachment II

SELPA: KERN COUNTY SELPA

Fiscal Year: 2020-21

Attachment II—Projected Special Education Revenue by Local Educational Agency

For each local educational agency (LEA) participating in the local plan, enter the projected special education revenue funding sources allowed by the Individuals with Disabilities Education Act (IDEA). Information included in this table must be consistent with revenues identified in Section D, Table 1.

LEA	Assembly Bill (AB) 602 State Aid	AB 602 Property Tax	Federal IDEA Part C	Federal IDEA Part B	State Infant/Toddler	State Preschool	State Mental Health	Federal Mental Health	Subtotal
ARVIN UNION	\$1,671,394	\$0	\$0	\$553,825	\$0	\$0	\$0	\$0	\$2,225,219
BEARDSLEY ELEMENTARY	\$1,071,838	\$0	\$0	\$355,159	\$0	\$0	\$0	\$0	\$1,426,997
BELRIDGE ELEMENTARY	\$4,381	\$0	\$0	\$1,744	\$0	\$0	\$0	\$0	\$6,125
BLAKE ELEMENTARY	\$5,049	\$0	\$0	\$1,744	\$0	\$0	\$0	\$0	\$6,793
BUTTONWILLOW UNION ELEMENTARY	\$175,509	\$0	\$0	\$58,156	\$0	\$0	\$0	\$0	\$233,665
CALIENTE UNION ELEMENTARY	\$23,591	\$0	\$0	\$7,847	\$0	\$0	\$0	\$0	\$31,438
DELANO UNION ELEMENTARY	\$3,745,355	\$0	\$0	\$1,241,043	\$0	\$0	\$0	\$0	\$4,986,398
DELANO JOINT UNION HIGH	\$2,278,194	\$0	\$0	\$754,892	\$0	\$0	\$0	\$0	\$3,033,086
DI GIORGIO ELEMENTART	\$114,180	\$0	\$0	\$37,833	\$0	\$0	\$0	\$0	\$152,013
EDISON ELEMENTARY	\$574,794	\$0	\$0	\$190,461	\$0	\$0	\$0	\$0	\$765,255
EL TEJON UNIFIED	\$386,705	\$0	\$0	\$128,137	\$0	\$0	\$0	\$0	\$514,842
Totals:	48,059,912	\$3,306,357	\$26,532	16,314,219	\$36,258	\$4,786	\$5,661,282	\$1,012,618	74,421,964

Attachment II

SELPA: KERN COUNTY SELPA

Fiscal Year: 2020-21

LEA	Assembly Bill (AB) 602 State Aid	AB 602 Property Tax	Federal IDEA Part C	Federal IDEA Part B	State Infant/ Toddler	State Preschool	State Mental Health	Federal Mental Health	Subtotal
ELK HILLS ELEMENTARY	\$101,264	\$0	\$0	\$33,554	\$0	\$0	\$0	\$0	\$134,818
FAIRFAX ELEMENTARY	\$1,453,397	\$0	\$0	\$481,591	\$0	\$0	\$0	\$0	\$1,934,988
FRUITVALE ELEMENTARY	\$1,740,204	\$0	\$0	\$576,626	\$0	\$0	\$0	\$0	\$2,316,830
GENERAL SHAFTER ELEMENTARY	\$100,357	\$0	\$0	\$33,254	\$0	\$0	\$0	\$0	\$133,611
GREENFIELD UNION	\$5,128,005	\$0	\$0	\$1,699,192	\$0	\$0	\$0	\$0	\$6,827,197
KERNVILLE UNION ELEMENTARY	\$472,461	\$0	\$0	\$156,553	\$0	\$0	\$0	\$0	\$629,014
LAKESIDE UNION	\$762,644	\$0	\$0	\$252,530	\$0	\$0	\$0	\$0	\$1,015,174
LAMONT ELEMENTARY	\$1,617,997	\$0	\$0	\$536,132	\$0	\$0	\$0	\$0	\$2,154,129
LINNS VALLEY-POSO FLAT UNION	\$85,118	\$0	\$0	\$26,830	\$0	\$0	\$0	\$0	\$111,948
LOST HILLS UNION ELEMENTARY	\$225,959	\$0	\$0	\$74,873	\$0	\$0	\$0	\$0	\$300,832
MAPLE ELEMENTARY	\$157,435	\$0	\$0	\$52,167	\$0	\$0	\$0	\$0	\$209,602
MARICOPA UNIFIED	\$658,850	\$0	\$0	\$218,313	\$0	\$0	\$0	\$0	\$877,163
MCFARLAND UNIFIED	\$1,857,973	\$0	\$0	\$615,649	\$0	\$0	\$0	\$0	\$2,473,622
Totals:	48,059,912	\$3,306,357	\$26,532	16,314,219	\$36,258	\$4,786	\$5,661,282	\$1,012,618	74,421,964

Attachment II

SELPA: KERN COUNTY SELPA

Fiscal Year: 2020-21

LEA	Assembly Bill (AB) 602 State Aid	AB 602 Property Tax	Federal IDEA Part C	Federal IDEA Part B	State Infant/ Toddler	State Preschool	State Mental Health	Federal Mental Health	Subtotal
MCKITTRICK ELEMENTARY	\$42,524	\$0	\$0	\$14,090	\$0	\$0	\$0	\$0	\$56,614
MIDWAY ELEMENTARY	\$8,415	\$0	\$0	\$3,487	\$0	\$0	\$0	\$0	\$11,902
MOJAVE UNIFIED	\$1,461,309	\$0	\$0	\$484,212	\$0	\$0	\$0	\$0	\$1,945,521
MUROC JOINT UNIFIED	\$949,726	\$0	\$0	\$314,697	\$0	\$0	\$0	\$0	\$1,264,423
NORRIS ELEMENTARY	\$2,323,757	\$0	\$0	\$769,989	\$0	\$0	\$0	\$0	\$3,093,746
POND UNION ELEMENTARY	\$104,380	\$0	\$0	\$34,587	\$0	\$0	\$0	\$0	\$138,967
RICHLAND UNION ELEMENTARY	\$1,560,773	\$0	\$0	\$517,171	\$0	\$0	\$0	\$0	\$2,077,944
RIO BRAVO-GREELEY UNION ELEMENTARY	\$580,534	\$0	\$0	\$192,363	\$0	\$0	\$0	\$0	\$772,897
ROSEDALE UNION ELEMENTARY	\$3,220,114	\$0	\$0	\$1,067,002	\$0	\$0	\$0	\$0	\$4,287,116
SEMITROPIC ELEMENTARY	\$110,474	\$0	\$0	\$36,606	\$0	\$0	\$0	\$0	\$147,080
SOUTH FORK UNION	\$151,066	\$0	\$0	\$50,057	\$0	\$0	\$0	\$0	\$201,123
SOUTHERN KERN UNIFIED	\$1,875,778	\$0	\$0	\$621,549	\$0	\$0	\$0	\$0	\$2,497,327
STANDARD ELEMENTARY	\$1,620,589	\$0	\$0	\$536,991	\$0	\$0	\$0	\$0	\$2,157,580
Totals:	48,059,912	\$3,306,357	\$26,532	16,314,219	\$36,258	\$4,786	\$5,661,282	\$1,012,618	74,421,964

Attachment II

SELPA: KERN COUNTY SELPA

Fiscal Year: 2020-21

LEA	Assembly Bill (AB) 602 State Aid	AB 602 Property Tax	Federal IDEA Part C	Federal IDEA Part B	State Infant/Toddler	State Preschool	State Mental Health	Federal Mental Health	Subtotal
TAFT CITY	\$1,272,569	\$0	\$0	\$421,672	\$0	\$0	\$0	\$0	\$1,694,241
TAFT UNION HIGH	\$560,429	\$0	\$0	\$185,701	\$0	\$0	\$0	\$0	\$746,130
TEHACHAPI UNIFIED	\$2,277,307	\$0	\$0	\$754,598	\$0	\$0	\$0	\$0	\$3,031,905
VINELAND ELEMENTARY	\$357,021	\$0	\$0	\$118,301	\$0	\$0	\$0	\$0	\$475,322
WASCO UNION ELEMENTARY	\$1,967,544	\$0	\$0	\$651,956	\$0	\$0	\$0	\$0	\$2,619,500
WASCO UNION HIGH	\$990,755	\$0	\$0	\$328,292	\$0	\$0	\$0	\$0	\$1,319,047
REALMS CHARTER	\$255,783	\$0	\$0	\$84,755	\$0	\$0	\$0	\$0	\$340,538
WONDERFUL COLLEGE PREP ACADEMY	\$976,850	\$0	\$0	\$323,685	\$0	\$0	\$0	\$0	\$1,300,535
WONDERFUL COLLEGE PREP ACADEMY LOST	\$203,986	\$0	\$0	\$67,592	\$0	\$0	\$0	\$0	\$271,578
GRIMMWAY ACADEMY	\$432,352	\$0	\$0	\$143,262	\$0	\$0	\$0	\$0	\$575,614
GRIMMWAY ACADEMY SHAFTER	\$343,223	\$0	\$0	\$113,729	\$0	\$0	\$0	\$0	\$456,952
KERN COUNTY SUPERINTENDENT OF SCHOOL	\$0	\$3,306,357	\$26,532	\$389,770	\$36,258	\$4,786	\$5,661,282	\$1,012,618	10,437,603
Totals:	48,059,912	\$3,306,357	\$26,532	16,314,219	\$36,258	\$4,786	\$5,661,282	\$1,012,618	74,421,964
Totals:	48,059,912	\$3,306,357	\$26,532	16,314,219	\$36,258	\$4,786	\$5,661,282	\$1,012,618	74,421,964

Attachment II

SELPA: KERN COUNTY SELPA

Fiscal Year: 2020-21

LEA		Assembly Bill (AB) 602 State Aid	AB 602 Property Tax	Federal IDEA Part C	Federal IDEA Part B	State Infant/ Toddler	State Preschool	State Mental Health	Federal Mental Health	Subtotal
	Totals:	48,059,912	\$3,306,357	\$26,532	16,314,219	\$36,258	\$4,786	\$5,661,282	\$1,012,618	74,421,964
	Totals:	48,059,912	\$3,306,357	\$26,532	16,314,219	\$36,258	\$4,786	\$5,661,282	\$1,012,618	74,421,964
	Totals:	48,059,912	\$3,306,357	\$26,532	16,314,219	\$36,258	\$4,786	\$5,661,282	\$1,012,618	74,421,964
	Totals:	48,059,912	\$3,306,357	\$26,532	16,314,219	\$36,258	\$4,786	\$5,661,282	\$1,012,618	74,421,964
	Totals:	48,059,912	\$3,306,357	\$26,532	16,314,219	\$36,258	\$4,786	\$5,661,282	\$1,012,618	74,421,964
	Totals:	48,059,912	\$3,306,357	\$26,532	16,314,219	\$36,258	\$4,786	\$5,661,282	\$1,012,618	74,421,964
	Totals:	48,059,912	\$3,306,357	\$26,532	16,314,219	\$36,258	\$4,786	\$5,661,282	\$1,012,618	74,421,964
	Totals:	48,059,912	\$3,306,357	\$26,532	16,314,219	\$36,258	\$4,786	\$5,661,282	\$1,012,618	74,421,964
	Totals:	48,059,912	\$3,306,357	\$26,532	16,314,219	\$36,258	\$4,786	\$5,661,282	\$1,012,618	74,421,964
	Totals:	48,059,912	\$3,306,357	\$26,532	16,314,219	\$36,258	\$4,786	\$5,661,282	\$1,012,618	74,421,964
	Totals:	48,059,912	\$3,306,357	\$26,532	16,314,219	\$36,258	\$4,786	\$5,661,282	\$1,012,618	74,421,964
	Totals:	48,059,912	\$3,306,357	\$26,532	16,314,219	\$36,258	\$4,786	\$5,661,282	\$1,012,618	74,421,964
	Totals:	48,059,912	\$3,306,357	\$26,532	16,314,219	\$36,258	\$4,786	\$5,661,282	\$1,012,618	74,421,964
	Totals:	48,059,912	\$3,306,357	\$26,532	16,314,219	\$36,258	\$4,786	\$5,661,282	\$1,012,618	74,421,964
	Totals:	48,059,912	\$3,306,357	\$26,532	16,314,219	\$36,258	\$4,786	\$5,661,282	\$1,012,618	74,421,964
	Totals:	48,059,912	\$3,306,357	\$26,532	16,314,219	\$36,258	\$4,786	\$5,661,282	\$1,012,618	74,421,964
	Totals:	48,059,912	\$3,306,357	\$26,532	16,314,219	\$36,258	\$4,786	\$5,661,282	\$1,012,618	74,421,964

Attachment II

SELPA: KERN COUNTY SELPA

Fiscal Year: 2020-21

LEA		Assembly Bill (AB) 602 State Aid	AB 602 Property Tax	Federal IDEA Part C	Federal IDEA Part B	State Infant/ Toddler	State Preschool	State Mental Health	Federal Mental Health	Subtotal
	Totals:	48,059,912	\$3,306,357	\$26,532	16,314,219	\$36,258	\$4,786	\$5,661,282	\$1,012,618	74,421,964
	Totals:	48,059,912	\$3,306,357	\$26,532	16,314,219	\$36,258	\$4,786	\$5,661,282	\$1,012,618	74,421,964
	Totals:	48,059,912	\$3,306,357	\$26,532	16,314,219	\$36,258	\$4,786	\$5,661,282	\$1,012,618	74,421,964
	Totals:	48,059,912	\$3,306,357	\$26,532	16,314,219	\$36,258	\$4,786	\$5,661,282	\$1,012,618	74,421,964
	Totals:	48,059,912	\$3,306,357	\$26,532	16,314,219	\$36,258	\$4,786	\$5,661,282	\$1,012,618	74,421,964
	Totals:	48,059,912	\$3,306,357	\$26,532	16,314,219	\$36,258	\$4,786	\$5,661,282	\$1,012,618	74,421,964
	Totals:	48,059,912	\$3,306,357	\$26,532	16,314,219	\$36,258	\$4,786	\$5,661,282	\$1,012,618	74,421,964
	Totals:	48,059,912	\$3,306,357	\$26,532	16,314,219	\$36,258	\$4,786	\$5,661,282	\$1,012,618	74,421,964
	Totals:	48,059,912	\$3,306,357	\$26,532	16,314,219	\$36,258	\$4,786	\$5,661,282	\$1,012,618	74,421,964
	Totals:	48,059,912	\$3,306,357	\$26,532	16,314,219	\$36,258	\$4,786	\$5,661,282	\$1,012,618	74,421,964
	Totals:	48,059,912	\$3,306,357	\$26,532	16,314,219	\$36,258	\$4,786	\$5,661,282	\$1,012,618	74,421,964
	Totals:	48,059,912	\$3,306,357	\$26,532	16,314,219	\$36,258	\$4,786	\$5,661,282	\$1,012,618	74,421,964
	Totals:	48,059,912	\$3,306,357	\$26,532	16,314,219	\$36,258	\$4,786	\$5,661,282	\$1,012,618	74,421,964
	Totals:	48,059,912	\$3,306,357	\$26,532	16,314,219	\$36,258	\$4,786	\$5,661,282	\$1,012,618	74,421,964

Attachment III

SELPA: KERN COUNTY SELPA

Fiscal Year: 2020-21

Attachment III—Projected Expenditures by Object Code by Local Educational Agency

For each local educational agency (LEA) participating in the local plan, enter the projected special education expenditures by LEA and object code as allowed by the IDEA. Information included in this table must be consistent with expenditures identified in Section D, Tables 2.

LEA	1000 Certificated Salaries	2000 Classified Salaries	3000 Employee Benefits	4000 Supplies	5000 Services and Operations	6000 Capital Outlay	7000 Other Outgo and Financing	Subtotal
ARVIN UNION	\$1,146,021	\$627,212	\$729,250	\$10500	\$457,982	\$0	\$1,298,500	\$4,269,465
BEARDSLEY ELEMENTARY	\$1,164,111	\$422,928	\$630,760	\$29486	\$125,320	\$0	\$2,218,193	\$4,590,798
BELRIDGE ELEMENTARY	\$0	\$0	\$0	\$0	\$28000	\$0	\$10658	\$38658
BLAKE ELEMENTARY	\$0	\$0	\$0	\$0	\$750	\$0	\$8884	\$9634
BUTTONWILLOW UNION ELEMENTARY	\$186,405	\$111,333	\$164,024	\$2250	\$4000	\$0	\$138,166	\$606,178
CALIENTE UNION ELEMENTARY	\$10724	\$33354	\$10460	\$0	\$2656	\$0	\$37689	\$94883
DELANO UNION ELEMENTARY	\$3,788,542	\$1,466,420	\$2,289,733	\$50000	\$15675	\$0	\$2,585,269	10,195,639
DELANO JOINT UNION HIGH	\$2,189,792	\$1,232,839	\$1,544,180	\$44820	\$555,226	\$0	\$322,504	\$5,889,361
DI GIORGIO ELEMENTART	\$65340	\$0	\$24369	\$0	\$7950	\$0	\$210,599	\$308,258
EDISON ELEMENTARY	\$560,765	\$171,751	\$332,325	\$15000	\$10000	\$0	\$670,347	\$1,760,188
EL TEJON UNIFIED	\$293,133	\$278,535	\$251,176	\$7700	\$185,100	\$0	\$487,145	\$1,502,789
ELK HILLS ELEMENTARY	\$62637	\$61083	\$48781	\$250	\$8455	\$0	\$56546	\$237,752

Attachment III

SELPA: KERN COUNTY SELPA

Fiscal Year: 2020-21

LEA	1000 Certificated Salaries	2000 Classified Salaries	3000 Employee Benefits	4000 Supplies	5000 Services and Operations	6000 Capital Outlay	7000 Other Outgo and Financing	Subtotal
FAIRFAX ELEMENTARY	\$1,063,778	\$396,163	\$709,074	\$46984	\$2,037,941	\$0	\$1,179,876	\$5,433,816
FRUITVALE ELEMENTARY	\$2,299,712	\$949,936	\$1,261,139	\$35262	\$47575	\$0	\$1,185,616	\$5,779,240
GENERAL SHAFTER ELEMENTARY	\$65000	\$0	\$32765	\$0	\$18000	\$0	\$191,047	\$306,812
GREENFIELD UNION	\$5,248,040	\$2,972,024	\$3,104,454	\$83239	\$740,093	\$0	\$8,745,514	20,893,364
KERNVILLE UNION ELEMENTARY	\$668,644	\$248,800	\$342,713	\$5200	\$6383	\$0	\$37000	\$1,308,740
LAKESIDE UNION	\$771,812	\$395,242	\$440,418	\$8000	\$200,000	\$0	\$1,936,264	\$3,751,736
LAMONT ELEMENTARY	\$1,069,355	\$763,348	\$1,243,630	\$22900	\$56552	\$0	\$480,742	\$3,636,527
LINNS VALLEY-POSO FLAT UNION	\$0	\$0	\$0	\$0	\$15050	\$0	\$187,583	\$202,633
LOST HILLS UNION ELEMENTARY	\$213,955	\$48287	\$130,743	\$4000	\$64150	\$0	\$580,000	\$1,041,135
MAPLE ELEMENTARY	\$73481	\$36557	\$42002	\$1500	\$30535	\$135,000	\$50095	\$369,170
MARICOPA UNIFIED	\$140,002	\$82939	\$110,855	\$11516	\$173,709	\$0	\$133,957	\$652,978
MCFARLAND UNIFIED	\$1,204,995	\$467,292	\$789,934	\$5500	\$37550	\$150,000	\$1,517,266	\$4,172,537
MCKITTRICK ELEMENTARY	\$107,000	\$41000	\$81340	\$2500	\$20350	\$0	\$275,000	\$527,190
MIDWAY ELEMENTARY	\$0	\$29460	\$17266	\$0	\$40000	\$0	\$15386	\$102,112

Attachment III

SELPA: KERN COUNTY SELPA

Fiscal Year: 2020-21

LEA	1000 Certificated Salaries	2000 Classified Salaries	3000 Employee Benefits	4000 Supplies	5000 Services and Operations	6000 Capital Outlay	7000 Other Outgo and Financing	Subtotal
MOJAVE UNIFIED	\$2,721,722	\$1,827,441	\$1,828,286	\$117,358	\$69029	\$27419	\$397,742	\$6,988,997
MUROC JOINT UNIFIED	\$800,827	\$740,675	\$607,008	\$20000	\$601,040	\$0	\$135,000	\$2,904,550
NORRIS ELEMENTARY	\$2,083,208	\$660,293	\$1,067,466	\$32688	\$135,093	\$138,503	\$4,027,998	\$8,145,249
POND UNION ELEMENTARY	\$67591	\$26400	\$57076	\$1000	\$0	\$0	\$44888	\$196,955
RICHLAND UNION ELEMENTARY	\$2,446,764	\$849,959	\$1,512,507	\$23281	\$20128	\$0	\$1,709,782	\$6,562,421
RIO BRAVO-GREELEY UNION ELEMENTARY	\$480,633	\$304,874	\$292,513	\$24604	\$30658	\$17978	\$179,111	\$1,330,371
ROSEDALE UNION ELEMENTARY	\$3,714,303	\$1,570,679	\$2,541,815	\$63375	\$353,425	\$0	\$2,339,248	10,582,845
SEMITROPIC ELEMENTARY	\$76879	\$0	\$50080	\$500	\$40000	\$0	\$24315	\$191,774
SOUTH FORK UNION	\$112,357	\$63027	\$69873	\$7582	\$46150	\$0	\$136,000	\$434,989
SOUTHERN KERN UNIFIED	\$2,635,867	\$1,752,924	\$2,454,186	\$4132	\$432,069	\$0	\$283,903	\$7,563,081
STANDARD ELEMENTARY	\$2,041,976	\$701,617	\$1,244,784	\$36047	\$99671	\$0	\$1,409,597	\$5,533,692
TAFT CITY	\$1,460,192	\$587,829	\$993,421	\$23375	\$133,861	\$0	\$1,533,029	\$4,731,707
TAFT UNION HIGH	\$765,031	\$290,635	\$585,427	\$12408	\$156,518	\$0	\$144,758	\$1,954,777
TEHACHAPI UNIFIED	\$3,055,081	\$1,588,073	\$1,941,619	\$19266	\$398,401	\$0	\$1,773,224	\$8,775,664

Attachment III

SELPA: KERN COUNTY SELPA

Fiscal Year: 2020-21

LEA	1000 Certificated Salaries	2000 Classified Salaries	3000 Employee Benefits	4000 Supplies	5000 Services and Operations	6000 Capital Outlay	7000 Other Outgo and Financing	Subtotal
VINELAND ELEMENTARY	\$145,874	\$73103	\$109,946	\$108,305	\$80744	\$0	\$602,172	\$1,120,144
WASCO UNION ELEMENTARY	\$2,068,242	\$705,767	\$1,232,233	\$71156	\$121,749	\$0	\$2,453,860	\$6,653,007
WASCO UNION HIGH	\$504,755	\$206,784	\$313,294	\$10647	\$80669	\$0	\$2,240,048	\$3,356,197
REALMS CHARTER	\$254,927	\$52735	\$16435	\$8000	\$2000	\$45000	\$84755	\$463,852
WONDERFUL COLLEGE PREP ACADEMY	\$852,019	\$576,231	\$645,201	\$21534	\$285,421	\$0	\$323,685	\$2,704,091
WONDERFUL COLLEGE PREP ACADEMY LOST	\$142,458	\$41748	\$57456	\$7489	\$52145	\$0	\$67592	\$368,888
GRIMMWAY ACADEMY	\$254,124	\$75557	\$82202	\$6000	\$60765	\$0	\$143,262	\$621,910
GRIMMWAY ACADEMY SHAFTER	\$201,245	\$82125	\$65478	\$7500	\$60874	\$0	\$113,729	\$530,951
KERN COUNTY SUPERINTENDENT OF SCHOOL	\$630,295	\$3,132,460	\$1,539,852	\$304,359	\$2,507,240	\$0	\$2,323,397	10,437,603
Totals:	49,909,614	26,747,439	33,639,549	\$1,317,213	10,656,652	\$513,900	47,050,941	169,835,308

Attachment IV

SELPA: KERN COUNTY SELPA

Fiscal Year: 2020-21

Attachment IV—Projected Revenue by Federal, State, and Local Funding Source by Local Educational Agency

For each local educational agency (LEA) participating in the local plan, enter the projected special education expenditures allowed by each funding source. Information included in this table must be consistent with revenues identified in Section D, Table 3.

LEA	Federal Revenue	Percent of Total Federal Revenue	State Revenue	Percent of Total State Revenue	Local Revenue	Total Federal and State Fundings
ARVIN UNION	\$529,465	1.90%	\$3,740,000	2.63%	\$0	\$4,269,465
BEARDSLEY ELEMENTARY	\$321,300	1.15%	\$4,269,498	3.01%	\$0	\$4,590,798
BELRIDGE ELEMENTARY	\$2,158	0.01%	\$36,500	0.03%	\$0	\$38,658
BLAKE ELEMENTARY	\$1,722	0.01%	\$7,912	0.01%	\$0	\$9,634
BUTTONWILLOW UNION ELEMENTARY	\$52,166	0.19%	\$554,012	0.39%	\$0	\$606,178
CALIENTE UNION ELEMENTARY	\$5,773	0.02%	\$89,110	0.06%	\$0	\$94,883
DELANO UNION ELEMENTARY	\$2,369,776	8.51%	\$7,825,863	5.51%	\$0	10,195,639
DELANO JOINT UNION HIGH	\$785,551	2.82%	\$5,103,810	3.59%	\$0	\$5,889,361
DI GIORGIO ELEMENTART	\$47,155	0.17%	\$261,103	0.18%	\$0	\$308,258
EDISON ELEMENTARY	\$180,501	0.65%	\$1,579,687	1.11%	\$0	\$1,760,188
EL TEJON UNIFIED	\$126,525	0.45%	\$1,376,264	0.97%	\$0	\$1,502,789
Totals:	27,851,138	100.00%	141,984,170	100.00%	\$0	169,835,308

Attachment IV

SELPA: KERN COUNTY SELPA

Fiscal Year: 2020-21

LEA	Federal Revenue	Percent of Total Federal Revenue	State Revenue	Percent of Total State Revenue	Local Revenue	Total Federal and State Fundings
ELK HILLS ELEMENTARY	\$4,419	0.02%	\$233,333	0.16%	\$0	\$237,752
FAIRFAX ELEMENTARY	\$380,364	1.37%	\$5,053,452	3.56%	\$0	\$5,433,816
FRUITVALE ELEMENTARY	\$494,560	1.78%	\$5,284,680	3.72%	\$0	\$5,779,240
GENERAL SHAFTER ELEMENTARY	\$22,409	0.08%	\$284,403	0.20%	\$0	\$306,812
GREENFIELD UNION	\$8,745,514	31.40%	12,147,850	8.56%	\$0	20,893,364
KERNVILLE UNION ELEMENTARY	\$184,102	0.66%	\$1,124,638	0.79%	\$0	\$1,308,740
LAKESIDE UNION	\$206,588	0.74%	\$3,545,148	2.50%	\$0	\$3,751,736
LAMONT ELEMENTARY	\$1,222,521	4.39%	\$2,414,006	1.70%	\$0	\$3,636,527
LINNS VALLEY-POSO FLAT UNION	\$27,062	0.10%	\$175,571	0.12%	\$0	\$202,633
LOST HILLS UNION ELEMENTARY	\$55,392	0.20%	\$985,743	0.69%	\$0	\$1,041,135
MAPLE ELEMENTARY	\$50,095	0.18%	\$319,075	0.22%	\$0	\$369,170
MARICOPA UNIFIED	\$76,132	0.27%	\$576,846	0.41%	\$0	\$652,978
MCFARLAND UNIFIED	\$591,569	2.12%	\$3,580,968	2.52%	\$0	\$4,172,537
Totals:	27,851,138	100.00%	141,984,170	100.00%	\$0	169,835,308

Attachment IV

SELPA: KERN COUNTY SELPA

Fiscal Year: 2020-21

LEA	Federal Revenue	Percent of Total Federal Revenue	State Revenue	Percent of Total State Revenue	Local Revenue	Total Federal and State Fundings
MCKITTRICK ELEMENTARY	\$0	0.00%	\$527,190	0.37%	\$0	\$527,190
MIDWAY ELEMENTARY	\$3,682	0.01%	\$98,430	0.07%	\$0	\$102,112
MOJAVE UNIFIED	\$403,001	1.45%	\$6,585,996	4.64%	\$0	\$6,988,997
MUROC JOINT UNIFIED	\$144,789	0.52%	\$2,759,761	1.94%	\$0	\$2,904,550
NORRIS ELEMENTARY	\$722,375	2.59%	\$7,422,874	5.23%	\$0	\$8,145,249
POND UNION ELEMENTARY	\$28,888	0.10%	\$168,067	0.12%	\$0	\$196,955
RICHLAND UNION ELEMENTARY	\$794,960	2.85%	\$5,767,461	4.06%	\$0	\$6,562,421
RIO BRAVO-GREELEY UNION ELEMENTARY	\$405,130	1.45%	\$925,241	0.65%	\$0	\$1,330,371
ROSEDALE UNION ELEMENTARY	\$782,964	2.81%	\$9,799,881	6.90%	\$0	10,582,845
SEMITROPIC ELEMENTARY	\$35,331	0.13%	\$156,443	0.11%	\$0	\$191,774
SOUTH FORK UNION	\$51,403	0.18%	\$383,586	0.27%	\$0	\$434,989
SOUTHERN KERN UNIFIED	\$1,288,240	4.63%	\$6,274,841	4.42%	\$0	\$7,563,081
STANDARD ELEMENTARY	\$801,674	2.88%	\$4,732,018	3.33%	\$0	\$5,533,692
Totals:	27,851,138	100.00%	141,984,170	100.00%	\$0	169,835,308

Attachment IV

SELPA: KERN COUNTY SELPA

Fiscal Year: 2020-21

LEA	Federal Revenue	Percent of Total Federal Revenue	State Revenue	Percent of Total State Revenue	Local Revenue	Total Federal and State Fundings
TAFT CITY	\$349,877	1.26%	\$4,381,830	3.09%	\$0	\$4,731,707
TAFT UNION HIGH	\$170,030	0.61%	\$1,764,747	1.26%	\$0	\$1,954,777
TEHACHAPI UNIFIED	\$2,206,787	7.92%	\$6,568,877	4.63%	\$0	\$8,775,664
VINELAND ELEMENTARY	\$113,097	0.41%	\$1,007,047	0.71%	\$0	\$1,120,144
WASCO UNION ELEMENTARY	\$621,927	2.23%	\$6,031,080	4.25%	\$0	\$6,653,007
WASCO UNION HIGH	\$277,435	1.00%	\$3,078,762	2.17%	\$0	\$3,356,197
REALMS CHARTER	\$84,755	0.30%	\$379,097	0.27%	\$0	\$463,852
WONDERFUL COLLEGE PREP ACADEMY	\$323,685	1.16%	\$2,380,406	1.68%	\$0	\$2,704,091
WONDERFUL COLLEGE PREP ACADEMY LOST	\$67,592	0.24%	\$301,296	0.21%	\$0	\$368,888
GRIMMWAY ACADEMY	\$143,262	0.51%	\$478,648	0.34%	\$0	\$621,910
GRIMMWAY ACADEMY SHAFTER	\$113,729	0.41%	\$417,222	0.29%	\$0	\$530,951
KERN COUNTY SUPERINTENDENT OF SCHOOL	\$1,433,706	5.15%	\$9,003,897	6.34%	\$0	10,437,603
Totals:	27,851,138	100.00%	141,984,170	100.00%	\$0	169,835,308
Totals:	27,851,138	100.00%	141,984,170	100.00%	\$0	169,835,308

Attachment IV

SELPA: KERN COUNTY SELPA

Fiscal Year: 2020-21

LEA		Federal Revenue	Percent of Total Federal Revenue	State Revenue	Percent of Total State Revenue	Local Revenue	Total Federal and State Fundings
	Totals:	27,851,138	100.00%	141,984,170	100.00%	\$0	169,835,308
	Totals:	27,851,138	100.00%	141,984,170	100.00%	\$0	169,835,308
	Totals:	27,851,138	100.00%	141,984,170	100.00%	\$0	169,835,308
	Totals:	27,851,138	100.00%	141,984,170	100.00%	\$0	169,835,308
	Totals:	27,851,138	100.00%	141,984,170	100.00%	\$0	169,835,308
	Totals:	27,851,138	100.00%	141,984,170	100.00%	\$0	169,835,308
	Totals:	27,851,138	100.00%	141,984,170	100.00%	\$0	169,835,308
	Totals:	27,851,138	100.00%	141,984,170	100.00%	\$0	169,835,308
	Totals:	27,851,138	100.00%	141,984,170	100.00%	\$0	169,835,308
	Totals:	27,851,138	100.00%	141,984,170	100.00%	\$0	169,835,308
	Totals:	27,851,138	100.00%	141,984,170	100.00%	\$0	169,835,308
	Totals:	27,851,138	100.00%	141,984,170	100.00%	\$0	169,835,308
	Totals:	27,851,138	100.00%	141,984,170	100.00%	\$0	169,835,308
	Totals:	27,851,138	100.00%	141,984,170	100.00%	\$0	169,835,308

Attachment IV

SELPA: KERN COUNTY SELPA

Fiscal Year: 2020-21

LEA	Federal Revenue	Percent of Total Federal Revenue	State Revenue	Percent of Total State Revenue	Local Revenue	Total Federal and State Fundings
Totals:	27,851,138	100.00%	141,984,170	100.00%	\$0	169,835,308
Totals:	27,851,138	100.00%	141,984,170	100.00%	\$0	169,835,308
Totals:	27,851,138	100.00%	141,984,170	100.00%	\$0	169,835,308
Totals:	27,851,138	100.00%	141,984,170	100.00%	\$0	169,835,308
Totals:	27,851,138	100.00%	141,984,170	100.00%	\$0	169,835,308
Totals:	27,851,138	100.00%	141,984,170	100.00%	\$0	169,835,308
Totals:	27,851,138	100.00%	141,984,170	100.00%	\$0	169,835,308
Totals:	27,851,138	100.00%	141,984,170	100.00%	\$0	169,835,308
Totals:	27,851,138	100.00%	141,984,170	100.00%	\$0	169,835,308
Totals:	27,851,138	100.00%	141,984,170	100.00%	\$0	169,835,308
Totals:	27,851,138	100.00%	141,984,170	100.00%	\$0	169,835,308
Totals:	27,851,138	100.00%	141,984,170	100.00%	\$0	169,835,308
Totals:	27,851,138	100.00%	141,984,170	100.00%	\$0	169,835,308
Totals:	27,851,138	100.00%	141,984,170	100.00%	\$0	169,835,308
Totals:	27,851,138	100.00%	141,984,170	100.00%	\$0	169,835,308

Attachment IV

SELPA: KERN COUNTY SELPA

Fiscal Year: 2020-21

LEA	Federal Revenue	Percent of Total Federal Revenue	State Revenue	Percent of Total State Revenue	Local Revenue	Total Federal and State Fundings
Totals:	27,851,138	100.00%	141,984,170	100.00%	\$0	169,835,308
Totals:	27,851,138	100.00%	141,984,170	100.00%	\$0	169,835,308

Attachment V

SELPA: KERN COUNTY SELPA

Fiscal Year: 2020-21

Attachment V—Projected Expenditures by Local Educational Agency for Supplemental Aids and Services in the Regular Classroom for Students with Disabilities and Those Identified with Low Incidence Disabilities

Enter the revenue allocated to each LEA for supplemental aids and services (SAS) for those students with disabilities placed in the regular classroom setting and those who are identified with low incidence (LI) disabilities. Information included in this table must be consistent with revenues identified in Section D, Table 5.

LEA	Total Federal and State Revenue	Total Revenue Allocated to SAS in Regular Classroom	Percent of Total LEA Federal and State Revenue SAS	Total Revenue Allocated to Students with LI Disabilities	Percent of Total LEA Federal and State Revenue Low Incidence	Total Percent of Projected Total Revenue by LEA for SAS and LI
ARVIN UNION	\$4,269,465	\$0	0%	\$0	0%	0.00%
BEARDSLEY ELEMENTARY	\$4,590,798	\$0	0%	\$0	0%	0.00%
BELRIDGE ELEMENTARY	\$38,658	\$0	0%	\$0	0%	0.00%
BLAKE ELEMENTARY	\$9,634	\$0	0%	\$0	0%	0.00%
BUTTONWILLOW UNION ELEMENTARY	\$606,178	\$0	0%	\$0	0%	0.00%
CALIENTE UNION ELEMENTARY	\$94,883	\$0	0%	\$0	0%	0.00%
DELANO UNION ELEMENTARY	10,195,639	\$0	0%	\$0	0%	0.00%
DELANO JOINT UNION HIGH	\$5,889,361	\$0	0%	\$0	0%	0.00%
DI GIORGIO ELEMENTARY	\$308,258	\$0	0%	\$0	0%	0.00%
EDISON ELEMENTARY	\$1,760,188	\$0	0%	\$0	0%	0.00%
EL TEJON UNIFIED	\$1,502,789	\$0	0%	\$0	0%	0.00%
Totals:	169,835,308	\$0	<i>Not Applicable</i>	\$0	<i>Not Applicable</i>	<i>Not Applicable</i>

Attachment V

SELPA: KERN COUNTY SELPA

Fiscal Year: 2020-21

LEA	Total Federal and State Revenue	Total Revenue Allocated to SAS in Regular Classroom	Percent of Total LEA Federal and State Revenue SAS	Total Revenue Allocated to Students with LI Disabilities	Percent of Total LEA Federal and State Revenue Low Incidence	Total Percent of Projected Total Revenue by LEA for SAS and LI
ELK HILLS ELEMENTARY	\$237,752	\$0	0%	\$0	0%	0.00%
FAIRFAX ELEMENTARY	\$5,433,816	\$0	0%	\$0	0%	0.00%
FRUITVALE ELEMENTARY	\$5,779,240	\$0	0%	\$0	0%	0.00%
GENERAL SHAFTER ELEMENTARY	\$306,812	\$0	0%	\$0	0%	0.00%
GREENFIELD UNION	20,893,364	\$0	0%	\$0	0%	0.00%
KERNVILLE UNION ELEMENTARY	\$1,308,740	\$0	0%	\$0	0%	0.00%
LAKESIDE UNION	\$3,751,736	\$0	0%	\$0	0%	0.00%
LAMONT ELEMENTARY	\$3,636,527	\$0	0%	\$0	0%	0.00%
LINNS VALLEY-POSO FLAT UNION	\$202,633	\$0	0%	\$0	0%	0.00%
LOST HILLS UNION ELEMENTARY	\$1,041,135	\$0	0%	\$0	0%	0.00%
MAPLE ELEMENTARY	\$369,170	\$0	0%	\$0	0%	0.00%
MARICOPA UNIFIED	\$652,978	\$0	0%	\$0	0%	0.00%
MCFARLAND UNIFIED	\$4,172,537	\$0	0%	\$0	0%	0.00%
Totals:	169,835,308	\$0	<i>Not Applicable</i>	\$0	<i>Not Applicable</i>	<i>Not Applicable</i>

Attachment V

SELPA: KERN COUNTY SELPA

Fiscal Year: 2020-21

LEA	Total Federal and State Revenue	Total Revenue Allocated to SAS in Regular Classroom	Percent of Total LEA Federal and State Revenue SAS	Total Revenue Allocated to Students with LI Disabilities	Percent of Total LEA Federal and State Revenue Low Incidence	Total Percent of Projected Total Revenue by LEA for SAS and LI
MCKITTRICK ELEMENTARY	\$527,190	\$0	0%	\$0	0%	0.00%
MIDWAY ELEMENTARY	\$102,112	\$0	0%	\$0	0%	0.00%
MOJAVE UNIFIED	\$6,988,997	\$0	0%	\$0	0%	0.00%
MUROC JOINT UNIFIED	\$2,904,550	\$0	0%	\$0	0%	0.00%
NORRIS ELEMENTARY	\$8,145,249	\$0	0%	\$0	0%	0.00%
POND UNION ELEMENTARY	\$196,955	\$0	0%	\$0	0%	0.00%
RICHLAND UNION ELEMENTARY	\$6,562,421	\$0	0%	\$0	0%	0.00%
RIO BRAVO-GREELEY UNION ELEMENTARY	\$1,330,371	\$0	0%	\$0	0%	0.00%
ROSEDALE UNION ELEMENTARY	10,582,845	\$0	0%	\$0	0%	0.00%
SEMITROPIC ELEMENTARY	\$191,774	\$0	0%	\$0	0%	0.00%
SOUTH FORK UNION	\$434,989	\$0	0%	\$0	0%	0.00%
SOUTHERN KERN UNIFIED	\$7,563,081	\$0	0%	\$0	0%	0.00%
STANDARD ELEMENTARY	\$5,533,692	\$0	0%	\$0	0%	0.00%
Totals:	169,835,308	\$0	<i>Not Applicable</i>	\$0	<i>Not Applicable</i>	<i>Not Applicable</i>

Attachment V

SELPA: KERN COUNTY SELPA

Fiscal Year: 2020-21

LEA	Total Federal and State Revenue	Total Revenue Allocated to SAS in Regular Classroom	Percent of Total LEA Federal and State Revenue SAS	Total Revenue Allocated to Students with LI Disabilities	Percent of Total LEA Federal and State Revenue Low Incidence	Total Percent of Projected Total Revenue by LEA for SAS and LI
TAFT CITY	\$4,731,707	\$0	0%	\$0	0%	0.00%
TAFT UNION HIGH	\$1,954,777	\$0	0%	\$0	0%	0.00%
TEHACHAPI UNIFIED	\$8,775,664	\$0	0%	\$0	0%	0.00%
VINELAND ELEMENTARY	\$1,120,144	\$0	0%	\$0	0%	0.00%
WASCO UNION ELEMENTARY	\$6,653,007	\$0	0%	\$0	0%	0.00%
WASCO UNION HIGH	\$3,356,197	\$0	0%	\$0	0%	0.00%
REALMS CHARTER	\$463,852	\$0	0%	\$0	0%	0.00%
WONDERFUL COLLEGE PREP ACADEMY	\$2,704,091	\$0	0%	\$0	0%	0.00%
WONDERFUL COLLEGE PREP ACADEMY LOST	\$368,888	\$0	0%	\$0	0%	0.00%
GRIMMWAY ACADEMY	\$621,910	\$0	0%	\$0	0%	0.00%
GRIMMWAY ACADEMY SHAFTER	\$530,951	\$0	0%	\$0	0%	0.00%
KERN COUNTY SUPERINTENDENT OF SCHOOL	10,437,603	\$0	0%	\$0	0%	0.00%
Totals:	169,835,308	\$0	<i>Not Applicable</i>	\$0	<i>Not Applicable</i>	<i>Not Applicable</i>
Totals:	169,835,308	\$0	<i>Not Applicable</i>	\$0	<i>Not Applicable</i>	<i>Not Applicable</i>

Attachment V

SELPA: KERN COUNTY SELPA

Fiscal Year: 2020-21

LEA	Total Federal and State Revenue	Total Revenue Allocated to SAS in Regular Classroom	Percent of Total LEA Federal and State Revenue SAS	Total Revenue Allocated to Students with LI Disabilities	Percent of Total LEA Federal and State Revenue Low Incidence	Total Percent of Projected Total Revenue by LEA for SAS and LI
Totals:	169,835,308	\$0	Not Applicable	\$0	Not Applicable	Not Applicable
Totals:	169,835,308	\$0	Not Applicable	\$0	Not Applicable	Not Applicable
Totals:	169,835,308	\$0	Not Applicable	\$0	Not Applicable	Not Applicable
Totals:	169,835,308	\$0	Not Applicable	\$0	Not Applicable	Not Applicable
Totals:	169,835,308	\$0	Not Applicable	\$0	Not Applicable	Not Applicable
Totals:	169,835,308	\$0	Not Applicable	\$0	Not Applicable	Not Applicable
Totals:	169,835,308	\$0	Not Applicable	\$0	Not Applicable	Not Applicable
Totals:	169,835,308	\$0	Not Applicable	\$0	Not Applicable	Not Applicable
Totals:	169,835,308	\$0	Not Applicable	\$0	Not Applicable	Not Applicable
Totals:	169,835,308	\$0	Not Applicable	\$0	Not Applicable	Not Applicable
Totals:	169,835,308	\$0	Not Applicable	\$0	Not Applicable	Not Applicable
Totals:	169,835,308	\$0	Not Applicable	\$0	Not Applicable	Not Applicable
Totals:	169,835,308	\$0	Not Applicable	\$0	Not Applicable	Not Applicable
Totals:	169,835,308	\$0	Not Applicable	\$0	Not Applicable	Not Applicable
Totals:	169,835,308	\$0	Not Applicable	\$0	Not Applicable	Not Applicable

Attachment V

SELPA: KERN COUNTY SELPA

Fiscal Year: 2020-21

LEA	Total Federal and State Revenue	Total Revenue Allocated to SAS in Regular Classroom	Percent of Total LEA Federal and State Revenue SAS	Total Revenue Allocated to Students with LI Disabilities	Percent of Total LEA Federal and State Revenue Low Incidence	Total Percent of Projected Total Revenue by LEA for SAS and LI
Totals:	169,835,308	\$0	Not Applicable	\$0	Not Applicable	Not Applicable
Totals:	169,835,308	\$0	Not Applicable	\$0	Not Applicable	Not Applicable
Totals:	169,835,308	\$0	Not Applicable	\$0	Not Applicable	Not Applicable
Totals:	169,835,308	\$0	Not Applicable	\$0	Not Applicable	Not Applicable
Totals:	169,835,308	\$0	Not Applicable	\$0	Not Applicable	Not Applicable
Totals:	169,835,308	\$0	Not Applicable	\$0	Not Applicable	Not Applicable
Totals:	169,835,308	\$0	Not Applicable	\$0	Not Applicable	Not Applicable
Totals:	169,835,308	\$0	Not Applicable	\$0	Not Applicable	Not Applicable
Totals:	169,835,308	\$0	Not Applicable	\$0	Not Applicable	Not Applicable
Totals:	169,835,308	\$0	Not Applicable	\$0	Not Applicable	Not Applicable
Totals:	169,835,308	\$0	Not Applicable	\$0	Not Applicable	Not Applicable
Totals:	169,835,308	\$0	Not Applicable	\$0	Not Applicable	Not Applicable
Totals:	169,835,308	\$0	Not Applicable	\$0	Not Applicable	Not Applicable
Totals:	169,835,308	\$0	Not Applicable	\$0	Not Applicable	Not Applicable
Totals:	169,835,308	\$0	Not Applicable	\$0	Not Applicable	Not Applicable

Attachment VI

SELPA: Fiscal Year:

Attachment VI—Specialized Academic Instruction and Related Services by Local Educational Agency, Service Codes 210–900

LEA	<p>1. Enter the names of all LEAs, vendors or contractors of the State Departments of Health Care Services, State Hospitals, and any designated local public health or mental health agency participating in the local plan. Select the California Longitudinal Pupil Achievement Data System (CALPADs) School Owner Code from the drop-down menu.</p> <p>2. Check the box for each service provided by the corresponding LEA. If a service is not provided by a provider, leave the box "blank." Service codes are defined in Section E of the local plan.</p>																																																			
ARVIN UNION	330 <input checked="" type="checkbox"/>	210 <input type="checkbox"/>	220 <input type="checkbox"/>	230 <input type="checkbox"/>	240 <input type="checkbox"/>	250 <input type="checkbox"/>	260 <input type="checkbox"/>	270 <input type="checkbox"/>	340 <input type="checkbox"/>	350 <input type="checkbox"/>	360 <input type="checkbox"/>	370 <input type="checkbox"/>	415 <input checked="" type="checkbox"/>	425 <input type="checkbox"/>	435 <input type="checkbox"/>	436 <input checked="" type="checkbox"/>	445 <input type="checkbox"/>	450 <input checked="" type="checkbox"/>	460 <input type="checkbox"/>	510 <input checked="" type="checkbox"/>	515 <input type="checkbox"/>	520 <input type="checkbox"/>	525 <input checked="" type="checkbox"/>	530 <input type="checkbox"/>	535 <input type="checkbox"/>	540 <input type="checkbox"/>	545 <input type="checkbox"/>	610 <input type="checkbox"/>	710 <input checked="" type="checkbox"/>	715 <input type="checkbox"/>	720 <input checked="" type="checkbox"/>	725 <input checked="" type="checkbox"/>	730 <input type="checkbox"/>	735 <input type="checkbox"/>	740 <input checked="" type="checkbox"/>	745 <input type="checkbox"/>	750 <input type="checkbox"/>	755 <input type="checkbox"/>	760 <input type="checkbox"/>	820 <input type="checkbox"/>	830 <input type="checkbox"/>	840 <input type="checkbox"/>	850 <input type="checkbox"/>	855 <input type="checkbox"/>	860 <input type="checkbox"/>	865 <input type="checkbox"/>	870 <input type="checkbox"/>	890 <input type="checkbox"/>	900 <input type="checkbox"/>	900 <input type="checkbox"/>	900 <input type="checkbox"/>	900 <input type="checkbox"/>
BEARDSLEY ELEMENTARY	330 <input checked="" type="checkbox"/>	210 <input type="checkbox"/>	220 <input type="checkbox"/>	230 <input type="checkbox"/>	240 <input type="checkbox"/>	250 <input type="checkbox"/>	260 <input type="checkbox"/>	270 <input type="checkbox"/>	340 <input type="checkbox"/>	350 <input checked="" type="checkbox"/>	360 <input type="checkbox"/>	370 <input type="checkbox"/>	415 <input checked="" type="checkbox"/>	425 <input type="checkbox"/>	435 <input checked="" type="checkbox"/>	436 <input checked="" type="checkbox"/>	445 <input type="checkbox"/>	450 <input checked="" type="checkbox"/>	460 <input type="checkbox"/>	510 <input checked="" type="checkbox"/>	515 <input type="checkbox"/>	520 <input type="checkbox"/>	525 <input checked="" type="checkbox"/>	530 <input checked="" type="checkbox"/>	535 <input type="checkbox"/>	540 <input type="checkbox"/>	545 <input type="checkbox"/>	610 <input type="checkbox"/>	710 <input checked="" type="checkbox"/>	715 <input type="checkbox"/>	720 <input checked="" type="checkbox"/>	725 <input type="checkbox"/>	730 <input type="checkbox"/>	735 <input type="checkbox"/>	740 <input type="checkbox"/>	745 <input type="checkbox"/>	750 <input type="checkbox"/>	755 <input type="checkbox"/>	760 <input type="checkbox"/>	820 <input type="checkbox"/>	830 <input type="checkbox"/>	840 <input type="checkbox"/>	850 <input type="checkbox"/>	855 <input type="checkbox"/>	860 <input type="checkbox"/>	865 <input type="checkbox"/>	870 <input type="checkbox"/>	890 <input checked="" type="checkbox"/>	900 <input type="checkbox"/>	900 <input type="checkbox"/>	900 <input type="checkbox"/>	900 <input type="checkbox"/>
BELRIDGE ELEMENTARY	330 <input checked="" type="checkbox"/>	210 <input type="checkbox"/>	220 <input type="checkbox"/>	230 <input type="checkbox"/>	240 <input type="checkbox"/>	250 <input type="checkbox"/>	260 <input type="checkbox"/>	270 <input type="checkbox"/>	340 <input type="checkbox"/>	350 <input type="checkbox"/>	360 <input type="checkbox"/>	370 <input type="checkbox"/>	415 <input checked="" type="checkbox"/>	425 <input type="checkbox"/>	435 <input type="checkbox"/>	436 <input type="checkbox"/>	445 <input type="checkbox"/>	450 <input type="checkbox"/>	460 <input type="checkbox"/>	510 <input type="checkbox"/>	515 <input type="checkbox"/>	520 <input type="checkbox"/>	525 <input type="checkbox"/>	530 <input type="checkbox"/>	535 <input type="checkbox"/>	540 <input type="checkbox"/>	545 <input type="checkbox"/>	610 <input type="checkbox"/>	710 <input type="checkbox"/>	715 <input type="checkbox"/>	720 <input type="checkbox"/>	725 <input type="checkbox"/>	730 <input type="checkbox"/>	735 <input type="checkbox"/>	740 <input type="checkbox"/>	745 <input type="checkbox"/>	750 <input type="checkbox"/>	755 <input type="checkbox"/>	760 <input type="checkbox"/>	820 <input type="checkbox"/>	830 <input type="checkbox"/>	840 <input type="checkbox"/>	850 <input type="checkbox"/>	855 <input type="checkbox"/>	860 <input type="checkbox"/>	865 <input type="checkbox"/>	870 <input type="checkbox"/>	890 <input type="checkbox"/>	900 <input type="checkbox"/>	900 <input type="checkbox"/>	900 <input type="checkbox"/>	900 <input type="checkbox"/>

Attachment VI

SELPA: KERN COUNTY SELPA

Fiscal Year: 2020-21

LEA	<p>1. Enter the names of all LEAs, vendors or contractors of the State Departments of Health Care Services, State Hospitals, and any designated local public health or mental health agency participating in the local plan. Select the California Longitudinal Pupil Achievement Data System (CALPADs) School Owner Code from the drop-down menu.</p> <p>2. Check the box for each service provided by the corresponding LEA. If a service is not provided by a provider, leave the box "blank." Service codes are defined in Section E of the local plan.</p>																									
BLAKE ELEMENTARY	330	<input checked="" type="checkbox"/>	210	<input type="checkbox"/>	220	<input type="checkbox"/>	230	<input type="checkbox"/>	240	<input type="checkbox"/>	250	<input type="checkbox"/>	260	<input type="checkbox"/>	270	<input type="checkbox"/>	340	<input type="checkbox"/>	350	<input type="checkbox"/>	360	<input type="checkbox"/>	370	<input type="checkbox"/>	415	<input type="checkbox"/>
	425	<input type="checkbox"/>	435	<input type="checkbox"/>	436	<input type="checkbox"/>	445	<input type="checkbox"/>	450	<input type="checkbox"/>	460	<input type="checkbox"/>	510	<input type="checkbox"/>	515	<input type="checkbox"/>	520	<input type="checkbox"/>	525	<input type="checkbox"/>	530	<input type="checkbox"/>	535	<input type="checkbox"/>	540	<input type="checkbox"/>
	545	<input type="checkbox"/>	610	<input type="checkbox"/>	710	<input type="checkbox"/>	715	<input type="checkbox"/>	720	<input type="checkbox"/>	725	<input type="checkbox"/>	730	<input type="checkbox"/>	735	<input type="checkbox"/>	740	<input type="checkbox"/>	745	<input type="checkbox"/>	750	<input type="checkbox"/>	755	<input type="checkbox"/>	760	<input type="checkbox"/>
	820	<input type="checkbox"/>	830	<input type="checkbox"/>	840	<input type="checkbox"/>	850	<input type="checkbox"/>	855	<input type="checkbox"/>	860	<input type="checkbox"/>	865	<input type="checkbox"/>	870	<input type="checkbox"/>	890	<input type="checkbox"/>	900	<input type="checkbox"/>	900	<input type="checkbox"/>	900	<input type="checkbox"/>	900	<input type="checkbox"/>
BUTTONWILLOW UNION ELEMENTARY	330	<input checked="" type="checkbox"/>	210	<input type="checkbox"/>	220	<input type="checkbox"/>	230	<input type="checkbox"/>	240	<input type="checkbox"/>	250	<input type="checkbox"/>	260	<input type="checkbox"/>	270	<input type="checkbox"/>	340	<input type="checkbox"/>	350	<input type="checkbox"/>	360	<input type="checkbox"/>	370	<input type="checkbox"/>	415	<input checked="" type="checkbox"/>
	425	<input type="checkbox"/>	435	<input type="checkbox"/>	436	<input type="checkbox"/>	445	<input type="checkbox"/>	450	<input checked="" type="checkbox"/>	460	<input type="checkbox"/>	510	<input type="checkbox"/>	515	<input type="checkbox"/>	520	<input type="checkbox"/>	525	<input type="checkbox"/>	530	<input type="checkbox"/>	535	<input type="checkbox"/>	540	<input type="checkbox"/>
	545	<input type="checkbox"/>	610	<input type="checkbox"/>	710	<input type="checkbox"/>	715	<input type="checkbox"/>	720	<input type="checkbox"/>	725	<input type="checkbox"/>	730	<input type="checkbox"/>	735	<input type="checkbox"/>	740	<input type="checkbox"/>	745	<input type="checkbox"/>	750	<input type="checkbox"/>	755	<input type="checkbox"/>	760	<input type="checkbox"/>
	820	<input type="checkbox"/>	830	<input type="checkbox"/>	840	<input type="checkbox"/>	850	<input type="checkbox"/>	855	<input type="checkbox"/>	860	<input type="checkbox"/>	865	<input type="checkbox"/>	870	<input type="checkbox"/>	890	<input type="checkbox"/>	900	<input type="checkbox"/>	900	<input type="checkbox"/>	900	<input type="checkbox"/>	900	<input type="checkbox"/>
CALIENTE UNION ELEMENTARY	330	<input checked="" type="checkbox"/>	210	<input type="checkbox"/>	220	<input type="checkbox"/>	230	<input type="checkbox"/>	240	<input type="checkbox"/>	250	<input type="checkbox"/>	260	<input type="checkbox"/>	270	<input type="checkbox"/>	340	<input type="checkbox"/>	350	<input type="checkbox"/>	360	<input type="checkbox"/>	370	<input type="checkbox"/>	415	<input checked="" type="checkbox"/>
	425	<input type="checkbox"/>	435	<input type="checkbox"/>	436	<input type="checkbox"/>	445	<input type="checkbox"/>	450	<input type="checkbox"/>	460	<input type="checkbox"/>	510	<input checked="" type="checkbox"/>	515	<input type="checkbox"/>	520	<input type="checkbox"/>	525	<input type="checkbox"/>	530	<input type="checkbox"/>	535	<input type="checkbox"/>	540	<input type="checkbox"/>
	545	<input type="checkbox"/>	610	<input type="checkbox"/>	710	<input type="checkbox"/>	715	<input type="checkbox"/>	720	<input type="checkbox"/>	725	<input type="checkbox"/>	730	<input type="checkbox"/>	735	<input type="checkbox"/>	740	<input checked="" type="checkbox"/>	745	<input type="checkbox"/>	750	<input type="checkbox"/>	755	<input type="checkbox"/>	760	<input type="checkbox"/>
	820	<input type="checkbox"/>	830	<input type="checkbox"/>	840	<input type="checkbox"/>	850	<input type="checkbox"/>	855	<input type="checkbox"/>	860	<input type="checkbox"/>	865	<input type="checkbox"/>	870	<input type="checkbox"/>	890	<input type="checkbox"/>	900	<input type="checkbox"/>	900	<input type="checkbox"/>	900	<input type="checkbox"/>	900	<input type="checkbox"/>

Attachment VI

SELPA: **KERN COUNTY SELPA**Fiscal Year: **2020-21**

LEA	<p>1. Enter the names of all LEAs, vendors or contractors of the State Departments of Health Care Services, State Hospitals, and any designated local public health or mental health agency participating in the local plan. Select the California Longitudinal Pupil Achievement Data System (CALPADs) School Owner Code from the drop-down menu.</p> <p>2. Check the box for each service provided by the corresponding LEA. If a service is not provided by a provider, leave the box "blank." Service codes are defined in Section E of the local plan.</p>
DELANO UNION ELEMENTARY	<p>330 <input checked="" type="checkbox"/> 210 <input type="checkbox"/> 220 <input type="checkbox"/> 230 <input type="checkbox"/> 240 <input type="checkbox"/> 250 <input type="checkbox"/> 260 <input type="checkbox"/> 270 <input type="checkbox"/> 340 <input type="checkbox"/> 350 <input type="checkbox"/> 360 <input type="checkbox"/> 370 <input type="checkbox"/> 415 <input checked="" type="checkbox"/></p> <p>425 <input checked="" type="checkbox"/> 435 <input type="checkbox"/> 436 <input checked="" type="checkbox"/> 445 <input type="checkbox"/> 450 <input checked="" type="checkbox"/> 460 <input type="checkbox"/> 510 <input checked="" type="checkbox"/> 515 <input checked="" type="checkbox"/> 520 <input checked="" type="checkbox"/> 525 <input checked="" type="checkbox"/> 530 <input type="checkbox"/> 535 <input checked="" type="checkbox"/> 540 <input type="checkbox"/></p> <p>545 <input type="checkbox"/> 610 <input type="checkbox"/> 710 <input checked="" type="checkbox"/> 715 <input type="checkbox"/> 720 <input checked="" type="checkbox"/> 725 <input checked="" type="checkbox"/> 730 <input type="checkbox"/> 735 <input type="checkbox"/> 740 <input checked="" type="checkbox"/> 745 <input type="checkbox"/> 750 <input type="checkbox"/> 755 <input type="checkbox"/> 760 <input type="checkbox"/></p> <p>820 <input type="checkbox"/> 830 <input type="checkbox"/> 840 <input type="checkbox"/> 850 <input type="checkbox"/> 855 <input type="checkbox"/> 860 <input type="checkbox"/> 865 <input type="checkbox"/> 870 <input type="checkbox"/> 890 <input type="checkbox"/> 900 <input type="checkbox"/> 900 <input type="checkbox"/> 900 <input type="checkbox"/> 900 <input type="checkbox"/></p>
DELANO JOINT UNION HIGH	<p>330 <input checked="" type="checkbox"/> 210 <input type="checkbox"/> 220 <input type="checkbox"/> 230 <input type="checkbox"/> 240 <input type="checkbox"/> 250 <input type="checkbox"/> 260 <input type="checkbox"/> 270 <input type="checkbox"/> 340 <input checked="" type="checkbox"/> 350 <input type="checkbox"/> 360 <input type="checkbox"/> 370 <input type="checkbox"/> 415 <input checked="" type="checkbox"/></p> <p>425 <input checked="" type="checkbox"/> 435 <input checked="" type="checkbox"/> 436 <input checked="" type="checkbox"/> 445 <input checked="" type="checkbox"/> 450 <input checked="" type="checkbox"/> 460 <input type="checkbox"/> 510 <input checked="" type="checkbox"/> 515 <input checked="" type="checkbox"/> 520 <input type="checkbox"/> 525 <input checked="" type="checkbox"/> 530 <input type="checkbox"/> 535 <input type="checkbox"/> 540 <input type="checkbox"/></p> <p>545 <input type="checkbox"/> 610 <input type="checkbox"/> 710 <input checked="" type="checkbox"/> 715 <input type="checkbox"/> 720 <input checked="" type="checkbox"/> 725 <input checked="" type="checkbox"/> 730 <input type="checkbox"/> 735 <input type="checkbox"/> 740 <input checked="" type="checkbox"/> 745 <input type="checkbox"/> 750 <input type="checkbox"/> 755 <input type="checkbox"/> 760 <input type="checkbox"/></p> <p>820 <input checked="" type="checkbox"/> 830 <input checked="" type="checkbox"/> 840 <input checked="" type="checkbox"/> 850 <input checked="" type="checkbox"/> 855 <input type="checkbox"/> 860 <input type="checkbox"/> 865 <input checked="" type="checkbox"/> 870 <input type="checkbox"/> 890 <input checked="" type="checkbox"/> 900 <input type="checkbox"/> 900 <input type="checkbox"/> 900 <input type="checkbox"/> 900 <input type="checkbox"/></p>
DI GIORGIO ELEMENTART	<p>330 <input checked="" type="checkbox"/> 210 <input type="checkbox"/> 220 <input type="checkbox"/> 230 <input type="checkbox"/> 240 <input type="checkbox"/> 250 <input type="checkbox"/> 260 <input type="checkbox"/> 270 <input type="checkbox"/> 340 <input type="checkbox"/> 350 <input type="checkbox"/> 360 <input type="checkbox"/> 370 <input type="checkbox"/> 415 <input checked="" type="checkbox"/></p> <p>425 <input type="checkbox"/> 435 <input type="checkbox"/> 436 <input type="checkbox"/> 445 <input type="checkbox"/> 450 <input type="checkbox"/> 460 <input type="checkbox"/> 510 <input checked="" type="checkbox"/> 515 <input type="checkbox"/> 520 <input type="checkbox"/> 525 <input type="checkbox"/> 530 <input type="checkbox"/> 535 <input type="checkbox"/> 540 <input type="checkbox"/></p> <p>545 <input type="checkbox"/> 610 <input type="checkbox"/> 710 <input checked="" type="checkbox"/> 715 <input type="checkbox"/> 720 <input checked="" type="checkbox"/> 725 <input type="checkbox"/> 730 <input type="checkbox"/> 735 <input type="checkbox"/> 740 <input type="checkbox"/> 745 <input type="checkbox"/> 750 <input type="checkbox"/> 755 <input type="checkbox"/> 760 <input type="checkbox"/></p> <p>820 <input type="checkbox"/> 830 <input type="checkbox"/> 840 <input type="checkbox"/> 850 <input type="checkbox"/> 855 <input type="checkbox"/> 860 <input type="checkbox"/> 865 <input type="checkbox"/> 870 <input type="checkbox"/> 890 <input type="checkbox"/> 900 <input type="checkbox"/> 900 <input type="checkbox"/> 900 <input type="checkbox"/> 900 <input type="checkbox"/></p>

Attachment VI

SELPA: KERN COUNTY SELPA

Fiscal Year: 2020-21

LEA	<p>1. Enter the names of all LEAs, vendors or contractors of the State Departments of Health Care Services, State Hospitals, and any designated local public health or mental health agency participating in the local plan. Select the California Longitudinal Pupil Achievement Data System (CALPADs) School Owner Code from the drop-down menu.</p> <p>2. Check the box for each service provided by the corresponding LEA. If a service is not provided by a provider, leave the box "blank." Service codes are defined in Section E of the local plan.</p>																									
EDISON ELEMENTARY	330	<input checked="" type="checkbox"/>	210	<input type="checkbox"/>	220	<input type="checkbox"/>	230	<input type="checkbox"/>	240	<input type="checkbox"/>	250	<input type="checkbox"/>	260	<input type="checkbox"/>	270	<input type="checkbox"/>	340	<input type="checkbox"/>	350	<input checked="" type="checkbox"/>	360	<input type="checkbox"/>	370	<input type="checkbox"/>	415	<input checked="" type="checkbox"/>
	425	<input checked="" type="checkbox"/>	435	<input type="checkbox"/>	436	<input checked="" type="checkbox"/>	445	<input type="checkbox"/>	450	<input type="checkbox"/>	460	<input type="checkbox"/>	510	<input checked="" type="checkbox"/>	515	<input type="checkbox"/>	520	<input type="checkbox"/>	525	<input checked="" type="checkbox"/>	530	<input type="checkbox"/>	535	<input type="checkbox"/>	540	<input type="checkbox"/>
	545	<input type="checkbox"/>	610	<input type="checkbox"/>	710	<input checked="" type="checkbox"/>	715	<input type="checkbox"/>	720	<input checked="" type="checkbox"/>	725	<input checked="" type="checkbox"/>	730	<input type="checkbox"/>	735	<input type="checkbox"/>	740	<input type="checkbox"/>	745	<input type="checkbox"/>	750	<input type="checkbox"/>	755	<input type="checkbox"/>	760	<input type="checkbox"/>
	820	<input type="checkbox"/>	830	<input type="checkbox"/>	840	<input type="checkbox"/>	850	<input type="checkbox"/>	855	<input type="checkbox"/>	860	<input type="checkbox"/>	865	<input type="checkbox"/>	870	<input type="checkbox"/>	890	<input type="checkbox"/>	900	<input type="checkbox"/>	900	<input type="checkbox"/>	900	<input type="checkbox"/>	900	<input type="checkbox"/>
EL TEJON UNIFIED	330	<input checked="" type="checkbox"/>	210	<input type="checkbox"/>	220	<input type="checkbox"/>	230	<input type="checkbox"/>	240	<input type="checkbox"/>	250	<input type="checkbox"/>	260	<input type="checkbox"/>	270	<input type="checkbox"/>	340	<input type="checkbox"/>	350	<input type="checkbox"/>	360	<input type="checkbox"/>	370	<input type="checkbox"/>	415	<input checked="" type="checkbox"/>
	425	<input type="checkbox"/>	435	<input checked="" type="checkbox"/>	436	<input checked="" type="checkbox"/>	445	<input type="checkbox"/>	450	<input checked="" type="checkbox"/>	460	<input type="checkbox"/>	510	<input checked="" type="checkbox"/>	515	<input type="checkbox"/>	520	<input checked="" type="checkbox"/>	525	<input checked="" type="checkbox"/>	530	<input checked="" type="checkbox"/>	535	<input type="checkbox"/>	540	<input type="checkbox"/>
	545	<input type="checkbox"/>	610	<input type="checkbox"/>	710	<input type="checkbox"/>	715	<input type="checkbox"/>	720	<input type="checkbox"/>	725	<input checked="" type="checkbox"/>	730	<input type="checkbox"/>	735	<input type="checkbox"/>	740	<input type="checkbox"/>	745	<input type="checkbox"/>	750	<input type="checkbox"/>	755	<input type="checkbox"/>	760	<input type="checkbox"/>
	820	<input checked="" type="checkbox"/>	830	<input checked="" type="checkbox"/>	840	<input checked="" type="checkbox"/>	850	<input checked="" type="checkbox"/>	855	<input type="checkbox"/>	860	<input type="checkbox"/>	865	<input type="checkbox"/>	870	<input type="checkbox"/>	890	<input type="checkbox"/>	900	<input type="checkbox"/>	900	<input type="checkbox"/>	900	<input type="checkbox"/>	900	<input type="checkbox"/>
ELK HILLS ELEMENTARY	330	<input checked="" type="checkbox"/>	210	<input type="checkbox"/>	220	<input type="checkbox"/>	230	<input type="checkbox"/>	240	<input type="checkbox"/>	250	<input type="checkbox"/>	260	<input type="checkbox"/>	270	<input type="checkbox"/>	340	<input type="checkbox"/>	350	<input type="checkbox"/>	360	<input type="checkbox"/>	370	<input type="checkbox"/>	415	<input checked="" type="checkbox"/>
	425	<input type="checkbox"/>	435	<input type="checkbox"/>	436	<input type="checkbox"/>	445	<input type="checkbox"/>	450	<input checked="" type="checkbox"/>	460	<input type="checkbox"/>	510	<input checked="" type="checkbox"/>	515	<input type="checkbox"/>	520	<input type="checkbox"/>	525	<input type="checkbox"/>	530	<input type="checkbox"/>	535	<input checked="" type="checkbox"/>	540	<input type="checkbox"/>
	545	<input type="checkbox"/>	610	<input type="checkbox"/>	710	<input type="checkbox"/>	715	<input type="checkbox"/>	720	<input type="checkbox"/>	725	<input type="checkbox"/>	730	<input type="checkbox"/>	735	<input type="checkbox"/>	740	<input checked="" type="checkbox"/>	745	<input type="checkbox"/>	750	<input type="checkbox"/>	755	<input type="checkbox"/>	760	<input type="checkbox"/>
	820	<input type="checkbox"/>	830	<input type="checkbox"/>	840	<input type="checkbox"/>	850	<input type="checkbox"/>	855	<input type="checkbox"/>	860	<input type="checkbox"/>	865	<input type="checkbox"/>	870	<input type="checkbox"/>	890	<input type="checkbox"/>	900	<input type="checkbox"/>	900	<input type="checkbox"/>	900	<input type="checkbox"/>	900	<input type="checkbox"/>

Attachment VI

SELPA: KERN COUNTY SELPA

Fiscal Year: 2020-21

LEA	<p>1. Enter the names of all LEAs, vendors or contractors of the State Departments of Health Care Services, State Hospitals, and any designated local public health or mental health agency participating in the local plan. Select the California Longitudinal Pupil Achievement Data System (CALPADs) School Owner Code from the drop-down menu.</p> <p>2. Check the box for each service provided by the corresponding LEA. If a service is not provided by a provider, leave the box "blank." Service codes are defined in Section E of the local plan.</p>																									
FAIRFAX ELEMENTARY	330	<input checked="" type="checkbox"/>	210	<input type="checkbox"/>	220	<input type="checkbox"/>	230	<input type="checkbox"/>	240	<input type="checkbox"/>	250	<input type="checkbox"/>	260	<input type="checkbox"/>	270	<input type="checkbox"/>	340	<input type="checkbox"/>	350	<input type="checkbox"/>	360	<input type="checkbox"/>	370	<input type="checkbox"/>	415	<input checked="" type="checkbox"/>
	425	<input checked="" type="checkbox"/>	435	<input type="checkbox"/>	436	<input checked="" type="checkbox"/>	445	<input type="checkbox"/>	450	<input checked="" type="checkbox"/>	460	<input type="checkbox"/>	510	<input checked="" type="checkbox"/>	515	<input type="checkbox"/>	520	<input type="checkbox"/>	525	<input checked="" type="checkbox"/>	530	<input type="checkbox"/>	535	<input type="checkbox"/>	540	<input type="checkbox"/>
	545	<input type="checkbox"/>	610	<input checked="" type="checkbox"/>	710	<input checked="" type="checkbox"/>	715	<input type="checkbox"/>	720	<input checked="" type="checkbox"/>	725	<input type="checkbox"/>	730	<input type="checkbox"/>	735	<input type="checkbox"/>	740	<input checked="" type="checkbox"/>	745	<input type="checkbox"/>	750	<input type="checkbox"/>	755	<input type="checkbox"/>	760	<input type="checkbox"/>
	820	<input type="checkbox"/>	830	<input type="checkbox"/>	840	<input type="checkbox"/>	850	<input type="checkbox"/>	855	<input type="checkbox"/>	860	<input type="checkbox"/>	865	<input type="checkbox"/>	870	<input type="checkbox"/>	890	<input type="checkbox"/>	900	<input type="checkbox"/>	900	<input type="checkbox"/>	900	<input type="checkbox"/>	900	<input type="checkbox"/>
FRUITVALE ELEMENTARY	330	<input checked="" type="checkbox"/>	210	<input type="checkbox"/>	220	<input type="checkbox"/>	230	<input type="checkbox"/>	240	<input type="checkbox"/>	250	<input type="checkbox"/>	260	<input type="checkbox"/>	270	<input type="checkbox"/>	340	<input checked="" type="checkbox"/>	350	<input checked="" type="checkbox"/>	360	<input type="checkbox"/>	370	<input type="checkbox"/>	415	<input checked="" type="checkbox"/>
	425	<input checked="" type="checkbox"/>	435	<input checked="" type="checkbox"/>	436	<input checked="" type="checkbox"/>	445	<input type="checkbox"/>	450	<input checked="" type="checkbox"/>	460	<input checked="" type="checkbox"/>	510	<input checked="" type="checkbox"/>	515	<input checked="" type="checkbox"/>	520	<input checked="" type="checkbox"/>	525	<input checked="" type="checkbox"/>	530	<input type="checkbox"/>	535	<input type="checkbox"/>	540	<input type="checkbox"/>
	545	<input type="checkbox"/>	610	<input type="checkbox"/>	710	<input checked="" type="checkbox"/>	715	<input type="checkbox"/>	720	<input checked="" type="checkbox"/>	725	<input checked="" type="checkbox"/>	730	<input type="checkbox"/>	735	<input type="checkbox"/>	740	<input checked="" type="checkbox"/>	745	<input type="checkbox"/>	750	<input type="checkbox"/>	755	<input type="checkbox"/>	760	<input type="checkbox"/>
	820	<input type="checkbox"/>	830	<input type="checkbox"/>	840	<input type="checkbox"/>	850	<input type="checkbox"/>	855	<input type="checkbox"/>	860	<input type="checkbox"/>	865	<input type="checkbox"/>	870	<input type="checkbox"/>	890	<input type="checkbox"/>	900	<input type="checkbox"/>	900	<input type="checkbox"/>	900	<input type="checkbox"/>	900	<input type="checkbox"/>
GENERAL SHAFTER ELEMENTARY	330	<input checked="" type="checkbox"/>	210	<input type="checkbox"/>	220	<input type="checkbox"/>	230	<input type="checkbox"/>	240	<input type="checkbox"/>	250	<input type="checkbox"/>	260	<input type="checkbox"/>	270	<input type="checkbox"/>	340	<input type="checkbox"/>	350	<input type="checkbox"/>	360	<input type="checkbox"/>	370	<input type="checkbox"/>	415	<input checked="" type="checkbox"/>
	425	<input type="checkbox"/>	435	<input type="checkbox"/>	436	<input type="checkbox"/>	445	<input type="checkbox"/>	450	<input type="checkbox"/>	460	<input type="checkbox"/>	510	<input type="checkbox"/>	515	<input type="checkbox"/>	520	<input type="checkbox"/>	525	<input type="checkbox"/>	530	<input type="checkbox"/>	535	<input type="checkbox"/>	540	<input type="checkbox"/>
	545	<input type="checkbox"/>	610	<input type="checkbox"/>	710	<input type="checkbox"/>	715	<input type="checkbox"/>	720	<input type="checkbox"/>	725	<input type="checkbox"/>	730	<input type="checkbox"/>	735	<input type="checkbox"/>	740	<input type="checkbox"/>	745	<input type="checkbox"/>	750	<input type="checkbox"/>	755	<input type="checkbox"/>	760	<input type="checkbox"/>
	820	<input type="checkbox"/>	830	<input type="checkbox"/>	840	<input type="checkbox"/>	850	<input type="checkbox"/>	855	<input type="checkbox"/>	860	<input type="checkbox"/>	865	<input type="checkbox"/>	870	<input type="checkbox"/>	890	<input type="checkbox"/>	900	<input type="checkbox"/>	900	<input type="checkbox"/>	900	<input type="checkbox"/>	900	<input type="checkbox"/>

Attachment VI

SELPA: KERN COUNTY SELPA

Fiscal Year: 2020-21

LEA	<p>1. Enter the names of all LEAs, vendors or contractors of the State Departments of Health Care Services, State Hospitals, and any designated local public health or mental health agency participating in the local plan. Select the California Longitudinal Pupil Achievement Data System (CALPADs) School Owner Code from the drop-down menu.</p> <p>2. Check the box for each service provided by the corresponding LEA. If a service is not provided by a provider, leave the box "blank." Service codes are defined in Section E of the local plan.</p>																									
GREENFIELD UNION	330	<input checked="" type="checkbox"/>	210	<input type="checkbox"/>	220	<input type="checkbox"/>	230	<input type="checkbox"/>	240	<input type="checkbox"/>	250	<input type="checkbox"/>	260	<input type="checkbox"/>	270	<input type="checkbox"/>	340	<input checked="" type="checkbox"/>	350	<input checked="" type="checkbox"/>	360	<input type="checkbox"/>	370	<input type="checkbox"/>	415	<input checked="" type="checkbox"/>
	425	<input checked="" type="checkbox"/>	435	<input checked="" type="checkbox"/>	436	<input checked="" type="checkbox"/>	445	<input checked="" type="checkbox"/>	450	<input checked="" type="checkbox"/>	460	<input type="checkbox"/>	510	<input checked="" type="checkbox"/>	515	<input checked="" type="checkbox"/>	520	<input type="checkbox"/>	525	<input checked="" type="checkbox"/>	530	<input checked="" type="checkbox"/>	535	<input checked="" type="checkbox"/>	540	<input type="checkbox"/>
	545	<input type="checkbox"/>	610	<input type="checkbox"/>	710	<input checked="" type="checkbox"/>	715	<input type="checkbox"/>	720	<input checked="" type="checkbox"/>	725	<input checked="" type="checkbox"/>	730	<input type="checkbox"/>	735	<input type="checkbox"/>	740	<input checked="" type="checkbox"/>	745	<input type="checkbox"/>	750	<input type="checkbox"/>	755	<input type="checkbox"/>	760	<input type="checkbox"/>
	820	<input type="checkbox"/>	830	<input type="checkbox"/>	840	<input type="checkbox"/>	850	<input type="checkbox"/>	855	<input type="checkbox"/>	860	<input type="checkbox"/>	865	<input type="checkbox"/>	870	<input type="checkbox"/>	890	<input type="checkbox"/>	900	<input type="checkbox"/>	900	<input type="checkbox"/>	900	<input type="checkbox"/>	900	<input type="checkbox"/>
KERNVILLE UNION ELEMENTARY	330	<input checked="" type="checkbox"/>	210	<input type="checkbox"/>	220	<input type="checkbox"/>	230	<input type="checkbox"/>	240	<input type="checkbox"/>	250	<input type="checkbox"/>	260	<input type="checkbox"/>	270	<input type="checkbox"/>	340	<input checked="" type="checkbox"/>	350	<input type="checkbox"/>	360	<input type="checkbox"/>	370	<input type="checkbox"/>	415	<input checked="" type="checkbox"/>
	425	<input type="checkbox"/>	435	<input type="checkbox"/>	436	<input type="checkbox"/>	445	<input type="checkbox"/>	450	<input checked="" type="checkbox"/>	460	<input type="checkbox"/>	510	<input checked="" type="checkbox"/>	515	<input checked="" type="checkbox"/>	520	<input checked="" type="checkbox"/>	525	<input checked="" type="checkbox"/>	530	<input type="checkbox"/>	535	<input type="checkbox"/>	540	<input type="checkbox"/>
	545	<input type="checkbox"/>	610	<input type="checkbox"/>	710	<input type="checkbox"/>	715	<input type="checkbox"/>	720	<input type="checkbox"/>	725	<input checked="" type="checkbox"/>	730	<input type="checkbox"/>	735	<input type="checkbox"/>	740	<input checked="" type="checkbox"/>	745	<input type="checkbox"/>	750	<input type="checkbox"/>	755	<input type="checkbox"/>	760	<input type="checkbox"/>
	820	<input type="checkbox"/>	830	<input type="checkbox"/>	840	<input checked="" type="checkbox"/>	850	<input checked="" type="checkbox"/>	855	<input type="checkbox"/>	860	<input type="checkbox"/>	865	<input type="checkbox"/>	870	<input type="checkbox"/>	890	<input type="checkbox"/>	900	<input type="checkbox"/>	900	<input type="checkbox"/>	900	<input type="checkbox"/>	900	<input type="checkbox"/>
LAKESIDE UNION	330	<input checked="" type="checkbox"/>	210	<input type="checkbox"/>	220	<input type="checkbox"/>	230	<input type="checkbox"/>	240	<input type="checkbox"/>	250	<input type="checkbox"/>	260	<input type="checkbox"/>	270	<input type="checkbox"/>	340	<input checked="" type="checkbox"/>	350	<input type="checkbox"/>	360	<input type="checkbox"/>	370	<input type="checkbox"/>	415	<input checked="" type="checkbox"/>
	425	<input type="checkbox"/>	435	<input type="checkbox"/>	436	<input type="checkbox"/>	445	<input type="checkbox"/>	450	<input checked="" type="checkbox"/>	460	<input type="checkbox"/>	510	<input checked="" type="checkbox"/>	515	<input type="checkbox"/>	520	<input type="checkbox"/>	525	<input type="checkbox"/>	530	<input type="checkbox"/>	535	<input type="checkbox"/>	540	<input type="checkbox"/>
	545	<input type="checkbox"/>	610	<input type="checkbox"/>	710	<input checked="" type="checkbox"/>	715	<input type="checkbox"/>	720	<input checked="" type="checkbox"/>	725	<input type="checkbox"/>	730	<input type="checkbox"/>	735	<input type="checkbox"/>	740	<input checked="" type="checkbox"/>	745	<input type="checkbox"/>	750	<input type="checkbox"/>	755	<input type="checkbox"/>	760	<input type="checkbox"/>
	820	<input type="checkbox"/>	830	<input type="checkbox"/>	840	<input checked="" type="checkbox"/>	850	<input checked="" type="checkbox"/>	855	<input type="checkbox"/>	860	<input type="checkbox"/>	865	<input type="checkbox"/>	870	<input type="checkbox"/>	890	<input type="checkbox"/>	900	<input type="checkbox"/>	900	<input type="checkbox"/>	900	<input type="checkbox"/>	900	<input type="checkbox"/>

Attachment VI

SELPA: KERN COUNTY SELPA

Fiscal Year: 2020-21

LEA	<p>1. Enter the names of all LEAs, vendors or contractors of the State Departments of Health Care Services, State Hospitals, and any designated local public health or mental health agency participating in the local plan. Select the California Longitudinal Pupil Achievement Data System (CALPADs) School Owner Code from the drop-down menu.</p> <p>2. Check the box for each service provided by the corresponding LEA. If a service is not provided by a provider, leave the box "blank." Service codes are defined in Section E of the local plan.</p>																									
LAMONT ELEMENTARY	330	<input checked="" type="checkbox"/>	210	<input type="checkbox"/>	220	<input type="checkbox"/>	230	<input type="checkbox"/>	240	<input type="checkbox"/>	250	<input type="checkbox"/>	260	<input type="checkbox"/>	270	<input type="checkbox"/>	340	<input checked="" type="checkbox"/>	350	<input checked="" type="checkbox"/>	360	<input type="checkbox"/>	370	<input type="checkbox"/>	415	<input checked="" type="checkbox"/>
	425	<input type="checkbox"/>	435	<input checked="" type="checkbox"/>	436	<input checked="" type="checkbox"/>	445	<input type="checkbox"/>	450	<input checked="" type="checkbox"/>	460	<input type="checkbox"/>	510	<input checked="" type="checkbox"/>	515	<input type="checkbox"/>	520	<input checked="" type="checkbox"/>	525	<input checked="" type="checkbox"/>	530	<input type="checkbox"/>	535	<input type="checkbox"/>	540	<input type="checkbox"/>
	545	<input type="checkbox"/>	610	<input type="checkbox"/>	710	<input checked="" type="checkbox"/>	715	<input type="checkbox"/>	720	<input checked="" type="checkbox"/>	725	<input checked="" type="checkbox"/>	730	<input type="checkbox"/>	735	<input type="checkbox"/>	740	<input checked="" type="checkbox"/>	745	<input type="checkbox"/>	750	<input type="checkbox"/>	755	<input type="checkbox"/>	760	<input type="checkbox"/>
	820	<input type="checkbox"/>	830	<input type="checkbox"/>	840	<input type="checkbox"/>	850	<input type="checkbox"/>	855	<input type="checkbox"/>	860	<input type="checkbox"/>	865	<input type="checkbox"/>	870	<input type="checkbox"/>	890	<input type="checkbox"/>	900	<input type="checkbox"/>	900	<input type="checkbox"/>	900	<input type="checkbox"/>	900	<input type="checkbox"/>
LINNS VALLEY-POSO FLAT UNION	330	<input checked="" type="checkbox"/>	210	<input type="checkbox"/>	220	<input type="checkbox"/>	230	<input type="checkbox"/>	240	<input type="checkbox"/>	250	<input type="checkbox"/>	260	<input type="checkbox"/>	270	<input type="checkbox"/>	340	<input type="checkbox"/>	350	<input type="checkbox"/>	360	<input type="checkbox"/>	370	<input type="checkbox"/>	415	<input checked="" type="checkbox"/>
	425	<input type="checkbox"/>	435	<input type="checkbox"/>	436	<input type="checkbox"/>	445	<input type="checkbox"/>	450	<input type="checkbox"/>	460	<input type="checkbox"/>	510	<input type="checkbox"/>	515	<input type="checkbox"/>	520	<input type="checkbox"/>	525	<input type="checkbox"/>	530	<input type="checkbox"/>	535	<input type="checkbox"/>	540	<input type="checkbox"/>
	545	<input type="checkbox"/>	610	<input type="checkbox"/>	710	<input type="checkbox"/>	715	<input type="checkbox"/>	720	<input type="checkbox"/>	725	<input type="checkbox"/>	730	<input type="checkbox"/>	735	<input type="checkbox"/>	740	<input type="checkbox"/>	745	<input type="checkbox"/>	750	<input type="checkbox"/>	755	<input type="checkbox"/>	760	<input type="checkbox"/>
	820	<input type="checkbox"/>	830	<input type="checkbox"/>	840	<input type="checkbox"/>	850	<input type="checkbox"/>	855	<input type="checkbox"/>	860	<input type="checkbox"/>	865	<input type="checkbox"/>	870	<input type="checkbox"/>	890	<input type="checkbox"/>	900	<input type="checkbox"/>	900	<input type="checkbox"/>	900	<input type="checkbox"/>	900	<input type="checkbox"/>
LOST HILLS UNION ELEMENTARY	330	<input checked="" type="checkbox"/>	210	<input type="checkbox"/>	220	<input type="checkbox"/>	230	<input type="checkbox"/>	240	<input type="checkbox"/>	250	<input type="checkbox"/>	260	<input type="checkbox"/>	270	<input type="checkbox"/>	340	<input checked="" type="checkbox"/>	350	<input checked="" type="checkbox"/>	360	<input type="checkbox"/>	370	<input type="checkbox"/>	415	<input checked="" type="checkbox"/>
	425	<input checked="" type="checkbox"/>	435	<input type="checkbox"/>	436	<input type="checkbox"/>	445	<input type="checkbox"/>	450	<input checked="" type="checkbox"/>	460	<input type="checkbox"/>	510	<input checked="" type="checkbox"/>	515	<input type="checkbox"/>	520	<input type="checkbox"/>	525	<input checked="" type="checkbox"/>	530	<input type="checkbox"/>	535	<input type="checkbox"/>	540	<input type="checkbox"/>
	545	<input type="checkbox"/>	610	<input type="checkbox"/>	710	<input checked="" type="checkbox"/>	715	<input type="checkbox"/>	720	<input checked="" type="checkbox"/>	725	<input type="checkbox"/>	730	<input type="checkbox"/>	735	<input type="checkbox"/>	740	<input checked="" type="checkbox"/>	745	<input type="checkbox"/>	750	<input type="checkbox"/>	755	<input type="checkbox"/>	760	<input type="checkbox"/>
	820	<input type="checkbox"/>	830	<input type="checkbox"/>	840	<input type="checkbox"/>	850	<input type="checkbox"/>	855	<input type="checkbox"/>	860	<input type="checkbox"/>	865	<input type="checkbox"/>	870	<input type="checkbox"/>	890	<input type="checkbox"/>	900	<input type="checkbox"/>	900	<input type="checkbox"/>	900	<input type="checkbox"/>	900	<input type="checkbox"/>

Attachment VI

SELPA: **KERN COUNTY SELPA**Fiscal Year: **2020-21**

LEA	<p>1. Enter the names of all LEAs, vendors or contractors of the State Departments of Health Care Services, State Hospitals, and any designated local public health or mental health agency participating in the local plan. Select the California Longitudinal Pupil Achievement Data System (CALPADs) School Owner Code from the drop-down menu.</p> <p>2. Check the box for each service provided by the corresponding LEA. If a service is not provided by a provider, leave the box "blank." Service codes are defined in Section E of the local plan.</p>																									
MAPLE ELEMENTARY	330	<input checked="" type="checkbox"/>	210	<input type="checkbox"/>	220	<input type="checkbox"/>	230	<input type="checkbox"/>	240	<input type="checkbox"/>	250	<input type="checkbox"/>	260	<input type="checkbox"/>	270	<input type="checkbox"/>	340	<input checked="" type="checkbox"/>	350	<input type="checkbox"/>	360	<input type="checkbox"/>	370	<input type="checkbox"/>	415	<input checked="" type="checkbox"/>
	425	<input type="checkbox"/>	435	<input checked="" type="checkbox"/>	436	<input type="checkbox"/>	445	<input type="checkbox"/>	450	<input type="checkbox"/>	460	<input type="checkbox"/>	510	<input type="checkbox"/>	515	<input type="checkbox"/>	520	<input type="checkbox"/>	525	<input type="checkbox"/>	530	<input checked="" type="checkbox"/>	535	<input type="checkbox"/>	540	<input type="checkbox"/>
	545	<input type="checkbox"/>	610	<input type="checkbox"/>	710	<input type="checkbox"/>	715	<input type="checkbox"/>	720	<input type="checkbox"/>	725	<input type="checkbox"/>	730	<input type="checkbox"/>	735	<input type="checkbox"/>	740	<input checked="" type="checkbox"/>	745	<input type="checkbox"/>	750	<input type="checkbox"/>	755	<input type="checkbox"/>	760	<input type="checkbox"/>
	820	<input type="checkbox"/>	830	<input type="checkbox"/>	840	<input type="checkbox"/>	850	<input type="checkbox"/>	855	<input type="checkbox"/>	860	<input type="checkbox"/>	865	<input type="checkbox"/>	870	<input type="checkbox"/>	890	<input type="checkbox"/>	900	<input type="checkbox"/>	900	<input type="checkbox"/>	900	<input type="checkbox"/>	900	<input type="checkbox"/>
MARICOPA UNIFIED	330	<input checked="" type="checkbox"/>	210	<input type="checkbox"/>	220	<input type="checkbox"/>	230	<input type="checkbox"/>	240	<input type="checkbox"/>	250	<input type="checkbox"/>	260	<input type="checkbox"/>	270	<input type="checkbox"/>	340	<input type="checkbox"/>	350	<input type="checkbox"/>	360	<input type="checkbox"/>	370	<input type="checkbox"/>	415	<input checked="" type="checkbox"/>
	425	<input type="checkbox"/>	435	<input type="checkbox"/>	436	<input type="checkbox"/>	445	<input type="checkbox"/>	450	<input type="checkbox"/>	460	<input type="checkbox"/>	510	<input checked="" type="checkbox"/>	515	<input type="checkbox"/>	520	<input type="checkbox"/>	525	<input type="checkbox"/>	530	<input type="checkbox"/>	535	<input type="checkbox"/>	540	<input type="checkbox"/>
	545	<input type="checkbox"/>	610	<input type="checkbox"/>	710	<input checked="" type="checkbox"/>	715	<input type="checkbox"/>	720	<input checked="" type="checkbox"/>	725	<input type="checkbox"/>	730	<input type="checkbox"/>	735	<input type="checkbox"/>	740	<input type="checkbox"/>	745	<input type="checkbox"/>	750	<input type="checkbox"/>	755	<input type="checkbox"/>	760	<input type="checkbox"/>
	820	<input checked="" type="checkbox"/>	830	<input checked="" type="checkbox"/>	840	<input checked="" type="checkbox"/>	850	<input type="checkbox"/>	855	<input type="checkbox"/>	860	<input type="checkbox"/>	865	<input type="checkbox"/>	870	<input type="checkbox"/>	890	<input type="checkbox"/>	900	<input type="checkbox"/>	900	<input type="checkbox"/>	900	<input type="checkbox"/>	900	<input type="checkbox"/>
MCFARLAND UNIFIED	330	<input checked="" type="checkbox"/>	210	<input type="checkbox"/>	220	<input type="checkbox"/>	230	<input type="checkbox"/>	240	<input type="checkbox"/>	250	<input type="checkbox"/>	260	<input type="checkbox"/>	270	<input type="checkbox"/>	340	<input type="checkbox"/>	350	<input checked="" type="checkbox"/>	360	<input type="checkbox"/>	370	<input type="checkbox"/>	415	<input checked="" type="checkbox"/>
	425	<input checked="" type="checkbox"/>	435	<input checked="" type="checkbox"/>	436	<input checked="" type="checkbox"/>	445	<input type="checkbox"/>	450	<input checked="" type="checkbox"/>	460	<input type="checkbox"/>	510	<input checked="" type="checkbox"/>	515	<input checked="" type="checkbox"/>	520	<input checked="" type="checkbox"/>	525	<input checked="" type="checkbox"/>	530	<input type="checkbox"/>	535	<input type="checkbox"/>	540	<input type="checkbox"/>
	545	<input type="checkbox"/>	610	<input type="checkbox"/>	710	<input checked="" type="checkbox"/>	715	<input type="checkbox"/>	720	<input checked="" type="checkbox"/>	725	<input type="checkbox"/>	730	<input type="checkbox"/>	735	<input type="checkbox"/>	740	<input checked="" type="checkbox"/>	745	<input type="checkbox"/>	750	<input type="checkbox"/>	755	<input type="checkbox"/>	760	<input type="checkbox"/>
	820	<input checked="" type="checkbox"/>	830	<input checked="" type="checkbox"/>	840	<input checked="" type="checkbox"/>	850	<input type="checkbox"/>	855	<input checked="" type="checkbox"/>	860	<input type="checkbox"/>	865	<input type="checkbox"/>	870	<input type="checkbox"/>	890	<input checked="" type="checkbox"/>	900	<input type="checkbox"/>	900	<input type="checkbox"/>	900	<input type="checkbox"/>	900	<input type="checkbox"/>

Attachment VI

SELPA: KERN COUNTY SELPA

Fiscal Year: 2020-21

LEA	<p>1. Enter the names of all LEAs, vendors or contractors of the State Departments of Health Care Services, State Hospitals, and any designated local public health or mental health agency participating in the local plan. Select the California Longitudinal Pupil Achievement Data System (CALPADs) School Owner Code from the drop-down menu.</p> <p>2. Check the box for each service provided by the corresponding LEA. If a service is not provided by a provider, leave the box "blank." Service codes are defined in Section E of the local plan.</p>																																																			
MCKITTRICK ELEMENTARY	330 <input checked="" type="checkbox"/>	210 <input type="checkbox"/>	220 <input type="checkbox"/>	230 <input type="checkbox"/>	240 <input type="checkbox"/>	250 <input type="checkbox"/>	260 <input type="checkbox"/>	270 <input type="checkbox"/>	340 <input type="checkbox"/>	350 <input type="checkbox"/>	360 <input type="checkbox"/>	370 <input type="checkbox"/>	415 <input checked="" type="checkbox"/>	425 <input type="checkbox"/>	435 <input type="checkbox"/>	436 <input type="checkbox"/>	445 <input type="checkbox"/>	450 <input type="checkbox"/>	460 <input type="checkbox"/>	510 <input type="checkbox"/>	515 <input type="checkbox"/>	520 <input type="checkbox"/>	525 <input type="checkbox"/>	530 <input type="checkbox"/>	535 <input type="checkbox"/>	540 <input type="checkbox"/>	545 <input type="checkbox"/>	610 <input type="checkbox"/>	710 <input type="checkbox"/>	715 <input type="checkbox"/>	720 <input type="checkbox"/>	725 <input type="checkbox"/>	730 <input type="checkbox"/>	735 <input type="checkbox"/>	740 <input type="checkbox"/>	745 <input type="checkbox"/>	750 <input type="checkbox"/>	755 <input type="checkbox"/>	760 <input type="checkbox"/>	820 <input type="checkbox"/>	830 <input type="checkbox"/>	840 <input type="checkbox"/>	850 <input type="checkbox"/>	855 <input type="checkbox"/>	860 <input type="checkbox"/>	865 <input type="checkbox"/>	870 <input type="checkbox"/>	890 <input type="checkbox"/>	900 <input type="checkbox"/>	900 <input type="checkbox"/>	900 <input type="checkbox"/>	900 <input type="checkbox"/>
MIDWAY ELEMENTARY	330 <input checked="" type="checkbox"/>	210 <input type="checkbox"/>	220 <input type="checkbox"/>	230 <input type="checkbox"/>	240 <input type="checkbox"/>	250 <input type="checkbox"/>	260 <input type="checkbox"/>	270 <input type="checkbox"/>	340 <input type="checkbox"/>	350 <input type="checkbox"/>	360 <input type="checkbox"/>	370 <input type="checkbox"/>	415 <input checked="" type="checkbox"/>	425 <input type="checkbox"/>	435 <input type="checkbox"/>	436 <input type="checkbox"/>	445 <input type="checkbox"/>	450 <input type="checkbox"/>	460 <input type="checkbox"/>	510 <input checked="" type="checkbox"/>	515 <input type="checkbox"/>	520 <input type="checkbox"/>	525 <input type="checkbox"/>	530 <input type="checkbox"/>	535 <input type="checkbox"/>	540 <input type="checkbox"/>	545 <input type="checkbox"/>	610 <input type="checkbox"/>	710 <input type="checkbox"/>	715 <input type="checkbox"/>	720 <input type="checkbox"/>	725 <input type="checkbox"/>	730 <input type="checkbox"/>	735 <input type="checkbox"/>	740 <input type="checkbox"/>	745 <input type="checkbox"/>	750 <input type="checkbox"/>	755 <input type="checkbox"/>	760 <input type="checkbox"/>	820 <input type="checkbox"/>	830 <input type="checkbox"/>	840 <input type="checkbox"/>	850 <input type="checkbox"/>	855 <input type="checkbox"/>	860 <input type="checkbox"/>	865 <input type="checkbox"/>	870 <input type="checkbox"/>	890 <input type="checkbox"/>	900 <input type="checkbox"/>	900 <input type="checkbox"/>	900 <input type="checkbox"/>	900 <input type="checkbox"/>
MOJAVE UNIFIED	330 <input checked="" type="checkbox"/>	210 <input type="checkbox"/>	220 <input type="checkbox"/>	230 <input type="checkbox"/>	240 <input type="checkbox"/>	250 <input type="checkbox"/>	260 <input type="checkbox"/>	270 <input type="checkbox"/>	340 <input checked="" type="checkbox"/>	350 <input type="checkbox"/>	360 <input type="checkbox"/>	370 <input type="checkbox"/>	415 <input checked="" type="checkbox"/>	425 <input checked="" type="checkbox"/>	435 <input checked="" type="checkbox"/>	436 <input checked="" type="checkbox"/>	445 <input type="checkbox"/>	450 <input checked="" type="checkbox"/>	460 <input type="checkbox"/>	510 <input checked="" type="checkbox"/>	515 <input checked="" type="checkbox"/>	520 <input checked="" type="checkbox"/>	525 <input checked="" type="checkbox"/>	530 <input type="checkbox"/>	535 <input checked="" type="checkbox"/>	540 <input type="checkbox"/>	545 <input type="checkbox"/>	610 <input type="checkbox"/>	710 <input checked="" type="checkbox"/>	715 <input type="checkbox"/>	720 <input checked="" type="checkbox"/>	725 <input type="checkbox"/>	730 <input type="checkbox"/>	735 <input type="checkbox"/>	740 <input checked="" type="checkbox"/>	745 <input type="checkbox"/>	750 <input type="checkbox"/>	755 <input type="checkbox"/>	760 <input type="checkbox"/>	820 <input checked="" type="checkbox"/>	830 <input checked="" type="checkbox"/>	840 <input checked="" type="checkbox"/>	850 <input checked="" type="checkbox"/>	855 <input type="checkbox"/>	860 <input checked="" type="checkbox"/>	865 <input checked="" type="checkbox"/>	870 <input type="checkbox"/>	890 <input checked="" type="checkbox"/>	900 <input type="checkbox"/>	900 <input type="checkbox"/>	900 <input type="checkbox"/>	900 <input type="checkbox"/>

Attachment VI

SELPA: KERN COUNTY SELPA

Fiscal Year: 2020-21

LEA	<p>1. Enter the names of all LEAs, vendors or contractors of the State Departments of Health Care Services, State Hospitals, and any designated local public health or mental health agency participating in the local plan. Select the California Longitudinal Pupil Achievement Data System (CALPADs) School Owner Code from the drop-down menu.</p> <p>2. Check the box for each service provided by the corresponding LEA. If a service is not provided by a provider, leave the box "blank." Service codes are defined in Section E of the local plan.</p>
MUROC JOINT UNIFIED	<p>330 <input checked="" type="checkbox"/> 210 <input type="checkbox"/> 220 <input type="checkbox"/> 230 <input type="checkbox"/> 240 <input type="checkbox"/> 250 <input type="checkbox"/> 260 <input type="checkbox"/> 270 <input type="checkbox"/> 340 <input checked="" type="checkbox"/> 350 <input type="checkbox"/> 360 <input type="checkbox"/> 370 <input type="checkbox"/> 415 <input checked="" type="checkbox"/></p> <p>425 <input checked="" type="checkbox"/> 435 <input type="checkbox"/> 436 <input type="checkbox"/> 445 <input type="checkbox"/> 450 <input checked="" type="checkbox"/> 460 <input type="checkbox"/> 510 <input checked="" type="checkbox"/> 515 <input checked="" type="checkbox"/> 520 <input checked="" type="checkbox"/> 525 <input checked="" type="checkbox"/> 530 <input type="checkbox"/> 535 <input type="checkbox"/> 540 <input type="checkbox"/></p> <p>545 <input type="checkbox"/> 610 <input type="checkbox"/> 710 <input checked="" type="checkbox"/> 715 <input type="checkbox"/> 720 <input checked="" type="checkbox"/> 725 <input checked="" type="checkbox"/> 730 <input type="checkbox"/> 735 <input type="checkbox"/> 740 <input checked="" type="checkbox"/> 745 <input type="checkbox"/> 750 <input type="checkbox"/> 755 <input type="checkbox"/> 760 <input type="checkbox"/></p> <p>820 <input checked="" type="checkbox"/> 830 <input checked="" type="checkbox"/> 840 <input checked="" type="checkbox"/> 850 <input type="checkbox"/> 855 <input type="checkbox"/> 860 <input type="checkbox"/> 865 <input type="checkbox"/> 870 <input type="checkbox"/> 890 <input checked="" type="checkbox"/> 900 <input type="checkbox"/> 900 <input type="checkbox"/> 900 <input type="checkbox"/> 900 <input type="checkbox"/></p>
NORRIS ELEMENTARY	<p>330 <input checked="" type="checkbox"/> 210 <input type="checkbox"/> 220 <input type="checkbox"/> 230 <input type="checkbox"/> 240 <input type="checkbox"/> 250 <input type="checkbox"/> 260 <input type="checkbox"/> 270 <input type="checkbox"/> 340 <input checked="" type="checkbox"/> 350 <input type="checkbox"/> 360 <input type="checkbox"/> 370 <input type="checkbox"/> 415 <input checked="" type="checkbox"/></p> <p>425 <input checked="" type="checkbox"/> 435 <input checked="" type="checkbox"/> 436 <input checked="" type="checkbox"/> 445 <input checked="" type="checkbox"/> 450 <input checked="" type="checkbox"/> 460 <input checked="" type="checkbox"/> 510 <input checked="" type="checkbox"/> 515 <input type="checkbox"/> 520 <input type="checkbox"/> 525 <input checked="" type="checkbox"/> 530 <input checked="" type="checkbox"/> 535 <input type="checkbox"/> 540 <input type="checkbox"/></p> <p>545 <input type="checkbox"/> 610 <input type="checkbox"/> 710 <input checked="" type="checkbox"/> 715 <input type="checkbox"/> 720 <input checked="" type="checkbox"/> 725 <input type="checkbox"/> 730 <input type="checkbox"/> 735 <input type="checkbox"/> 740 <input checked="" type="checkbox"/> 745 <input type="checkbox"/> 750 <input type="checkbox"/> 755 <input type="checkbox"/> 760 <input type="checkbox"/></p> <p>820 <input type="checkbox"/> 830 <input type="checkbox"/> 840 <input checked="" type="checkbox"/> 850 <input type="checkbox"/> 855 <input type="checkbox"/> 860 <input type="checkbox"/> 865 <input type="checkbox"/> 870 <input type="checkbox"/> 890 <input type="checkbox"/> 900 <input type="checkbox"/> 900 <input type="checkbox"/> 900 <input type="checkbox"/> 900 <input type="checkbox"/></p>
POND UNION ELEMENTARY	<p>330 <input checked="" type="checkbox"/> 210 <input type="checkbox"/> 220 <input type="checkbox"/> 230 <input type="checkbox"/> 240 <input type="checkbox"/> 250 <input type="checkbox"/> 260 <input type="checkbox"/> 270 <input type="checkbox"/> 340 <input type="checkbox"/> 350 <input type="checkbox"/> 360 <input type="checkbox"/> 370 <input type="checkbox"/> 415 <input checked="" type="checkbox"/></p> <p>425 <input type="checkbox"/> 435 <input type="checkbox"/> 436 <input type="checkbox"/> 445 <input type="checkbox"/> 450 <input type="checkbox"/> 460 <input type="checkbox"/> 510 <input type="checkbox"/> 515 <input type="checkbox"/> 520 <input type="checkbox"/> 525 <input type="checkbox"/> 530 <input type="checkbox"/> 535 <input type="checkbox"/> 540 <input type="checkbox"/></p> <p>545 <input type="checkbox"/> 610 <input type="checkbox"/> 710 <input type="checkbox"/> 715 <input type="checkbox"/> 720 <input type="checkbox"/> 725 <input type="checkbox"/> 730 <input type="checkbox"/> 735 <input type="checkbox"/> 740 <input type="checkbox"/> 745 <input type="checkbox"/> 750 <input type="checkbox"/> 755 <input type="checkbox"/> 760 <input type="checkbox"/></p> <p>820 <input type="checkbox"/> 830 <input type="checkbox"/> 840 <input type="checkbox"/> 850 <input type="checkbox"/> 855 <input type="checkbox"/> 860 <input type="checkbox"/> 865 <input type="checkbox"/> 870 <input type="checkbox"/> 890 <input type="checkbox"/> 900 <input type="checkbox"/> 900 <input type="checkbox"/> 900 <input type="checkbox"/> 900 <input type="checkbox"/></p>

Attachment VI

SELPA: KERN COUNTY SELPA

Fiscal Year: 2020-21

LEA	<p>1. Enter the names of all LEAs, vendors or contractors of the State Departments of Health Care Services, State Hospitals, and any designated local public health or mental health agency participating in the local plan. Select the California Longitudinal Pupil Achievement Data System (CALPADs) School Owner Code from the drop-down menu.</p> <p>2. Check the box for each service provided by the corresponding LEA. If a service is not provided by a provider, leave the box "blank." Service codes are defined in Section E of the local plan.</p>																									
RICHLAND UNION ELEMENTARY	330	<input checked="" type="checkbox"/>	210	<input type="checkbox"/>	220	<input type="checkbox"/>	230	<input type="checkbox"/>	240	<input type="checkbox"/>	250	<input type="checkbox"/>	260	<input type="checkbox"/>	270	<input type="checkbox"/>	340	<input checked="" type="checkbox"/>	350	<input type="checkbox"/>	360	<input type="checkbox"/>	370	<input type="checkbox"/>	415	<input checked="" type="checkbox"/>
	425	<input checked="" type="checkbox"/>	435	<input checked="" type="checkbox"/>	436	<input checked="" type="checkbox"/>	445	<input checked="" type="checkbox"/>	450	<input checked="" type="checkbox"/>	460	<input type="checkbox"/>	510	<input checked="" type="checkbox"/>	515	<input checked="" type="checkbox"/>	520	<input type="checkbox"/>	525	<input checked="" type="checkbox"/>	530	<input checked="" type="checkbox"/>	535	<input type="checkbox"/>	540	<input type="checkbox"/>
	545	<input type="checkbox"/>	610	<input type="checkbox"/>	710	<input checked="" type="checkbox"/>	715	<input type="checkbox"/>	720	<input checked="" type="checkbox"/>	725	<input checked="" type="checkbox"/>	730	<input checked="" type="checkbox"/>	735	<input type="checkbox"/>	740	<input checked="" type="checkbox"/>	745	<input type="checkbox"/>	750	<input type="checkbox"/>	755	<input type="checkbox"/>	760	<input type="checkbox"/>
	820	<input type="checkbox"/>	830	<input type="checkbox"/>	840	<input checked="" type="checkbox"/>	850	<input type="checkbox"/>	855	<input type="checkbox"/>	860	<input type="checkbox"/>	865	<input type="checkbox"/>	870	<input type="checkbox"/>	890	<input type="checkbox"/>	900	<input type="checkbox"/>	900	<input type="checkbox"/>	900	<input type="checkbox"/>	900	<input type="checkbox"/>
RIO BRAVO-GREELEY UNION ELEMENTARY	330	<input checked="" type="checkbox"/>	210	<input type="checkbox"/>	220	<input type="checkbox"/>	230	<input type="checkbox"/>	240	<input type="checkbox"/>	250	<input type="checkbox"/>	260	<input type="checkbox"/>	270	<input type="checkbox"/>	340	<input type="checkbox"/>	350	<input type="checkbox"/>	360	<input type="checkbox"/>	370	<input type="checkbox"/>	415	<input checked="" type="checkbox"/>
	425	<input type="checkbox"/>	435	<input type="checkbox"/>	436	<input type="checkbox"/>	445	<input checked="" type="checkbox"/>	450	<input checked="" type="checkbox"/>	460	<input type="checkbox"/>	510	<input checked="" type="checkbox"/>	515	<input type="checkbox"/>	520	<input type="checkbox"/>	525	<input checked="" type="checkbox"/>	530	<input type="checkbox"/>	535	<input type="checkbox"/>	540	<input type="checkbox"/>
	545	<input type="checkbox"/>	610	<input type="checkbox"/>	710	<input type="checkbox"/>	715	<input type="checkbox"/>	720	<input type="checkbox"/>	725	<input type="checkbox"/>	730	<input type="checkbox"/>	735	<input type="checkbox"/>	740	<input checked="" type="checkbox"/>	745	<input type="checkbox"/>	750	<input type="checkbox"/>	755	<input type="checkbox"/>	760	<input type="checkbox"/>
	820	<input type="checkbox"/>	830	<input type="checkbox"/>	840	<input type="checkbox"/>	850	<input type="checkbox"/>	855	<input type="checkbox"/>	860	<input type="checkbox"/>	865	<input type="checkbox"/>	870	<input type="checkbox"/>	890	<input type="checkbox"/>	900	<input type="checkbox"/>	900	<input type="checkbox"/>	900	<input type="checkbox"/>	900	<input type="checkbox"/>
ROSEDALE UNION ELEMENTARY	330	<input checked="" type="checkbox"/>	210	<input type="checkbox"/>	220	<input type="checkbox"/>	230	<input type="checkbox"/>	240	<input type="checkbox"/>	250	<input type="checkbox"/>	260	<input type="checkbox"/>	270	<input type="checkbox"/>	340	<input checked="" type="checkbox"/>	350	<input type="checkbox"/>	360	<input type="checkbox"/>	370	<input type="checkbox"/>	415	<input checked="" type="checkbox"/>
	425	<input checked="" type="checkbox"/>	435	<input checked="" type="checkbox"/>	436	<input checked="" type="checkbox"/>	445	<input checked="" type="checkbox"/>	450	<input checked="" type="checkbox"/>	460	<input checked="" type="checkbox"/>	510	<input checked="" type="checkbox"/>	515	<input checked="" type="checkbox"/>	520	<input checked="" type="checkbox"/>	525	<input checked="" type="checkbox"/>	530	<input type="checkbox"/>	535	<input checked="" type="checkbox"/>	540	<input type="checkbox"/>
	545	<input type="checkbox"/>	610	<input type="checkbox"/>	710	<input checked="" type="checkbox"/>	715	<input type="checkbox"/>	720	<input checked="" type="checkbox"/>	725	<input type="checkbox"/>	730	<input type="checkbox"/>	735	<input type="checkbox"/>	740	<input checked="" type="checkbox"/>	745	<input type="checkbox"/>	750	<input type="checkbox"/>	755	<input type="checkbox"/>	760	<input type="checkbox"/>
	820	<input type="checkbox"/>	830	<input type="checkbox"/>	840	<input type="checkbox"/>	850	<input type="checkbox"/>	855	<input type="checkbox"/>	860	<input type="checkbox"/>	865	<input type="checkbox"/>	870	<input type="checkbox"/>	890	<input checked="" type="checkbox"/>	900	<input type="checkbox"/>	900	<input type="checkbox"/>	900	<input type="checkbox"/>	900	<input type="checkbox"/>

Attachment VI

SELPA: KERN COUNTY SELPA

Fiscal Year: 2020-21

LEA	<p>1. Enter the names of all LEAs, vendors or contractors of the State Departments of Health Care Services, State Hospitals, and any designated local public health or mental health agency participating in the local plan. Select the California Longitudinal Pupil Achievement Data System (CALPADs) School Owner Code from the drop-down menu.</p> <p>2. Check the box for each service provided by the corresponding LEA. If a service is not provided by a provider, leave the box "blank." Service codes are defined in Section E of the local plan.</p>																									
SEMITROPIC ELEMENTARY	330	<input checked="" type="checkbox"/>	210	<input type="checkbox"/>	220	<input type="checkbox"/>	230	<input type="checkbox"/>	240	<input type="checkbox"/>	250	<input type="checkbox"/>	260	<input type="checkbox"/>	270	<input type="checkbox"/>	340	<input type="checkbox"/>	350	<input type="checkbox"/>	360	<input type="checkbox"/>	370	<input type="checkbox"/>	415	<input checked="" type="checkbox"/>
	425	<input type="checkbox"/>	435	<input type="checkbox"/>	436	<input type="checkbox"/>	445	<input type="checkbox"/>	450	<input type="checkbox"/>	460	<input type="checkbox"/>	510	<input type="checkbox"/>	515	<input type="checkbox"/>	520	<input type="checkbox"/>	525	<input type="checkbox"/>	530	<input type="checkbox"/>	535	<input type="checkbox"/>	540	<input type="checkbox"/>
	545	<input type="checkbox"/>	610	<input type="checkbox"/>	710	<input type="checkbox"/>	715	<input type="checkbox"/>	720	<input type="checkbox"/>	725	<input type="checkbox"/>	730	<input type="checkbox"/>	735	<input type="checkbox"/>	740	<input type="checkbox"/>	745	<input type="checkbox"/>	750	<input type="checkbox"/>	755	<input type="checkbox"/>	760	<input type="checkbox"/>
	820	<input type="checkbox"/>	830	<input type="checkbox"/>	840	<input type="checkbox"/>	850	<input type="checkbox"/>	855	<input type="checkbox"/>	860	<input type="checkbox"/>	865	<input type="checkbox"/>	870	<input type="checkbox"/>	890	<input type="checkbox"/>	900	<input type="checkbox"/>	900	<input type="checkbox"/>	900	<input type="checkbox"/>	900	<input type="checkbox"/>
SOUTH FORK UNION	330	<input checked="" type="checkbox"/>	210	<input checked="" type="checkbox"/>	220	<input type="checkbox"/>	230	<input type="checkbox"/>	240	<input checked="" type="checkbox"/>	250	<input type="checkbox"/>	260	<input type="checkbox"/>	270	<input type="checkbox"/>	340	<input type="checkbox"/>	350	<input type="checkbox"/>	360	<input type="checkbox"/>	370	<input type="checkbox"/>	415	<input checked="" type="checkbox"/>
	425	<input checked="" type="checkbox"/>	435	<input type="checkbox"/>	436	<input type="checkbox"/>	445	<input type="checkbox"/>	450	<input type="checkbox"/>	460	<input type="checkbox"/>	510	<input checked="" type="checkbox"/>	515	<input type="checkbox"/>	520	<input type="checkbox"/>	525	<input checked="" type="checkbox"/>	530	<input type="checkbox"/>	535	<input type="checkbox"/>	540	<input type="checkbox"/>
	545	<input type="checkbox"/>	610	<input type="checkbox"/>	710	<input checked="" type="checkbox"/>	715	<input type="checkbox"/>	720	<input checked="" type="checkbox"/>	725	<input type="checkbox"/>	730	<input type="checkbox"/>	735	<input type="checkbox"/>	740	<input type="checkbox"/>	745	<input type="checkbox"/>	750	<input type="checkbox"/>	755	<input type="checkbox"/>	760	<input type="checkbox"/>
	820	<input type="checkbox"/>	830	<input type="checkbox"/>	840	<input type="checkbox"/>	850	<input type="checkbox"/>	855	<input type="checkbox"/>	860	<input type="checkbox"/>	865	<input type="checkbox"/>	870	<input type="checkbox"/>	890	<input type="checkbox"/>	900	<input type="checkbox"/>	900	<input type="checkbox"/>	900	<input type="checkbox"/>	900	<input type="checkbox"/>
SOUTHERN KERN UNIFIED	330	<input checked="" type="checkbox"/>	210	<input type="checkbox"/>	220	<input type="checkbox"/>	230	<input type="checkbox"/>	240	<input type="checkbox"/>	250	<input type="checkbox"/>	260	<input type="checkbox"/>	270	<input type="checkbox"/>	340	<input checked="" type="checkbox"/>	350	<input type="checkbox"/>	360	<input type="checkbox"/>	370	<input type="checkbox"/>	415	<input checked="" type="checkbox"/>
	425	<input checked="" type="checkbox"/>	435	<input checked="" type="checkbox"/>	436	<input checked="" type="checkbox"/>	445	<input checked="" type="checkbox"/>	450	<input checked="" type="checkbox"/>	460	<input type="checkbox"/>	510	<input checked="" type="checkbox"/>	515	<input checked="" type="checkbox"/>	520	<input checked="" type="checkbox"/>	525	<input type="checkbox"/>	530	<input type="checkbox"/>	535	<input checked="" type="checkbox"/>	540	<input type="checkbox"/>
	545	<input type="checkbox"/>	610	<input type="checkbox"/>	710	<input type="checkbox"/>	715	<input type="checkbox"/>	720	<input type="checkbox"/>	725	<input checked="" type="checkbox"/>	730	<input type="checkbox"/>	735	<input type="checkbox"/>	740	<input checked="" type="checkbox"/>	745	<input type="checkbox"/>	750	<input type="checkbox"/>	755	<input type="checkbox"/>	760	<input type="checkbox"/>
	820	<input checked="" type="checkbox"/>	830	<input checked="" type="checkbox"/>	840	<input checked="" type="checkbox"/>	850	<input type="checkbox"/>	855	<input type="checkbox"/>	860	<input type="checkbox"/>	865	<input type="checkbox"/>	870	<input checked="" type="checkbox"/>	890	<input checked="" type="checkbox"/>	900	<input type="checkbox"/>	900	<input type="checkbox"/>	900	<input type="checkbox"/>	900	<input type="checkbox"/>

Attachment VI

SELPA: KERN COUNTY SELPA

Fiscal Year: 2020-21

LEA	<p>1. Enter the names of all LEAs, vendors or contractors of the State Departments of Health Care Services, State Hospitals, and any designated local public health or mental health agency participating in the local plan. Select the California Longitudinal Pupil Achievement Data System (CALPADs) School Owner Code from the drop-down menu.</p> <p>2. Check the box for each service provided by the corresponding LEA. If a service is not provided by a provider, leave the box "blank." Service codes are defined in Section E of the local plan.</p>
STANDARD ELEMENTARY	<p>330 <input checked="" type="checkbox"/> 210 <input type="checkbox"/> 220 <input type="checkbox"/> 230 <input type="checkbox"/> 240 <input type="checkbox"/> 250 <input type="checkbox"/> 260 <input type="checkbox"/> 270 <input type="checkbox"/> 340 <input type="checkbox"/> 350 <input checked="" type="checkbox"/> 360 <input type="checkbox"/> 370 <input type="checkbox"/> 415 <input checked="" type="checkbox"/></p> <p>425 <input checked="" type="checkbox"/> 435 <input checked="" type="checkbox"/> 436 <input checked="" type="checkbox"/> 445 <input type="checkbox"/> 450 <input checked="" type="checkbox"/> 460 <input type="checkbox"/> 510 <input checked="" type="checkbox"/> 515 <input checked="" type="checkbox"/> 520 <input checked="" type="checkbox"/> 525 <input checked="" type="checkbox"/> 530 <input checked="" type="checkbox"/> 535 <input type="checkbox"/> 540 <input type="checkbox"/></p> <p>545 <input type="checkbox"/> 610 <input checked="" type="checkbox"/> 710 <input checked="" type="checkbox"/> 715 <input type="checkbox"/> 720 <input checked="" type="checkbox"/> 725 <input checked="" type="checkbox"/> 730 <input type="checkbox"/> 735 <input type="checkbox"/> 740 <input checked="" type="checkbox"/> 745 <input type="checkbox"/> 750 <input type="checkbox"/> 755 <input type="checkbox"/> 760 <input type="checkbox"/></p> <p>820 <input type="checkbox"/> 830 <input type="checkbox"/> 840 <input type="checkbox"/> 850 <input type="checkbox"/> 855 <input type="checkbox"/> 860 <input type="checkbox"/> 865 <input type="checkbox"/> 870 <input type="checkbox"/> 890 <input type="checkbox"/> 900 <input type="checkbox"/> 900 <input type="checkbox"/> 900 <input type="checkbox"/> 900 <input type="checkbox"/></p>
TAFT CITY	<p>330 <input checked="" type="checkbox"/> 210 <input type="checkbox"/> 220 <input type="checkbox"/> 230 <input type="checkbox"/> 240 <input type="checkbox"/> 250 <input type="checkbox"/> 260 <input type="checkbox"/> 270 <input type="checkbox"/> 340 <input type="checkbox"/> 350 <input type="checkbox"/> 360 <input type="checkbox"/> 370 <input type="checkbox"/> 415 <input checked="" type="checkbox"/></p> <p>425 <input type="checkbox"/> 435 <input checked="" type="checkbox"/> 436 <input checked="" type="checkbox"/> 445 <input type="checkbox"/> 450 <input checked="" type="checkbox"/> 460 <input type="checkbox"/> 510 <input checked="" type="checkbox"/> 515 <input type="checkbox"/> 520 <input type="checkbox"/> 525 <input checked="" type="checkbox"/> 530 <input type="checkbox"/> 535 <input type="checkbox"/> 540 <input type="checkbox"/></p> <p>545 <input type="checkbox"/> 610 <input type="checkbox"/> 710 <input checked="" type="checkbox"/> 715 <input type="checkbox"/> 720 <input checked="" type="checkbox"/> 725 <input type="checkbox"/> 730 <input type="checkbox"/> 735 <input type="checkbox"/> 740 <input checked="" type="checkbox"/> 745 <input type="checkbox"/> 750 <input type="checkbox"/> 755 <input type="checkbox"/> 760 <input type="checkbox"/></p> <p>820 <input type="checkbox"/> 830 <input type="checkbox"/> 840 <input type="checkbox"/> 850 <input type="checkbox"/> 855 <input type="checkbox"/> 860 <input type="checkbox"/> 865 <input type="checkbox"/> 870 <input type="checkbox"/> 890 <input type="checkbox"/> 900 <input type="checkbox"/> 900 <input type="checkbox"/> 900 <input type="checkbox"/> 900 <input type="checkbox"/></p>
TAFT UNION HIGH	<p>330 <input checked="" type="checkbox"/> 210 <input type="checkbox"/> 220 <input type="checkbox"/> 230 <input type="checkbox"/> 240 <input type="checkbox"/> 250 <input type="checkbox"/> 260 <input type="checkbox"/> 270 <input type="checkbox"/> 340 <input checked="" type="checkbox"/> 350 <input type="checkbox"/> 360 <input type="checkbox"/> 370 <input type="checkbox"/> 415 <input checked="" type="checkbox"/></p> <p>425 <input type="checkbox"/> 435 <input checked="" type="checkbox"/> 436 <input checked="" type="checkbox"/> 445 <input type="checkbox"/> 450 <input type="checkbox"/> 460 <input type="checkbox"/> 510 <input checked="" type="checkbox"/> 515 <input type="checkbox"/> 520 <input type="checkbox"/> 525 <input checked="" type="checkbox"/> 530 <input checked="" type="checkbox"/> 535 <input checked="" type="checkbox"/> 540 <input type="checkbox"/></p> <p>545 <input type="checkbox"/> 610 <input type="checkbox"/> 710 <input checked="" type="checkbox"/> 715 <input type="checkbox"/> 720 <input checked="" type="checkbox"/> 725 <input type="checkbox"/> 730 <input type="checkbox"/> 735 <input type="checkbox"/> 740 <input checked="" type="checkbox"/> 745 <input type="checkbox"/> 750 <input type="checkbox"/> 755 <input type="checkbox"/> 760 <input type="checkbox"/></p> <p>820 <input checked="" type="checkbox"/> 830 <input checked="" type="checkbox"/> 840 <input checked="" type="checkbox"/> 850 <input checked="" type="checkbox"/> 855 <input checked="" type="checkbox"/> 860 <input checked="" type="checkbox"/> 865 <input type="checkbox"/> 870 <input type="checkbox"/> 890 <input checked="" type="checkbox"/> 900 <input type="checkbox"/> 900 <input type="checkbox"/> 900 <input type="checkbox"/> 900 <input type="checkbox"/></p>

Attachment VI

SELPA: KERN COUNTY SELPA

Fiscal Year: 2020-21

LEA	<p>1. Enter the names of all LEAs, vendors or contractors of the State Departments of Health Care Services, State Hospitals, and any designated local public health or mental health agency participating in the local plan. Select the California Longitudinal Pupil Achievement Data System (CALPADs) School Owner Code from the drop-down menu.</p> <p>2. Check the box for each service provided by the corresponding LEA. If a service is not provided by a provider, leave the box "blank." Service codes are defined in Section E of the local plan.</p>																									
TEHACHAPI UNIFIED	330	<input checked="" type="checkbox"/>	210	<input type="checkbox"/>	220	<input type="checkbox"/>	230	<input type="checkbox"/>	240	<input type="checkbox"/>	250	<input type="checkbox"/>	260	<input type="checkbox"/>	270	<input type="checkbox"/>	340	<input checked="" type="checkbox"/>	350	<input checked="" type="checkbox"/>	360	<input type="checkbox"/>	370	<input type="checkbox"/>	415	<input checked="" type="checkbox"/>
	425	<input checked="" type="checkbox"/>	435	<input checked="" type="checkbox"/>	436	<input checked="" type="checkbox"/>	445	<input type="checkbox"/>	450	<input checked="" type="checkbox"/>	460	<input checked="" type="checkbox"/>	510	<input checked="" type="checkbox"/>	515	<input checked="" type="checkbox"/>	520	<input checked="" type="checkbox"/>	525	<input checked="" type="checkbox"/>	530	<input type="checkbox"/>	535	<input type="checkbox"/>	540	<input type="checkbox"/>
	545	<input type="checkbox"/>	610	<input type="checkbox"/>	710	<input checked="" type="checkbox"/>	715	<input type="checkbox"/>	720	<input checked="" type="checkbox"/>	725	<input checked="" type="checkbox"/>	730	<input type="checkbox"/>	735	<input type="checkbox"/>	740	<input checked="" type="checkbox"/>	745	<input type="checkbox"/>	750	<input type="checkbox"/>	755	<input type="checkbox"/>	760	<input type="checkbox"/>
	820	<input checked="" type="checkbox"/>	830	<input checked="" type="checkbox"/>	840	<input checked="" type="checkbox"/>	850	<input checked="" type="checkbox"/>	855	<input type="checkbox"/>	860	<input type="checkbox"/>	865	<input type="checkbox"/>	870	<input checked="" type="checkbox"/>	890	<input checked="" type="checkbox"/>	900	<input type="checkbox"/>	900	<input type="checkbox"/>	900	<input type="checkbox"/>	900	<input type="checkbox"/>
VINELAND ELEMENTARY	330	<input checked="" type="checkbox"/>	210	<input type="checkbox"/>	220	<input type="checkbox"/>	230	<input type="checkbox"/>	240	<input type="checkbox"/>	250	<input type="checkbox"/>	260	<input type="checkbox"/>	270	<input type="checkbox"/>	340	<input type="checkbox"/>	350	<input type="checkbox"/>	360	<input type="checkbox"/>	370	<input type="checkbox"/>	415	<input checked="" type="checkbox"/>
	425	<input type="checkbox"/>	435	<input checked="" type="checkbox"/>	436	<input checked="" type="checkbox"/>	445	<input type="checkbox"/>	450	<input type="checkbox"/>	460	<input type="checkbox"/>	510	<input checked="" type="checkbox"/>	515	<input type="checkbox"/>	520	<input checked="" type="checkbox"/>	525	<input checked="" type="checkbox"/>	530	<input type="checkbox"/>	535	<input type="checkbox"/>	540	<input type="checkbox"/>
	545	<input type="checkbox"/>	610	<input type="checkbox"/>	710	<input checked="" type="checkbox"/>	715	<input type="checkbox"/>	720	<input checked="" type="checkbox"/>	725	<input type="checkbox"/>	730	<input type="checkbox"/>	735	<input type="checkbox"/>	740	<input type="checkbox"/>	745	<input type="checkbox"/>	750	<input type="checkbox"/>	755	<input type="checkbox"/>	760	<input type="checkbox"/>
	820	<input type="checkbox"/>	830	<input type="checkbox"/>	840	<input type="checkbox"/>	850	<input type="checkbox"/>	855	<input type="checkbox"/>	860	<input type="checkbox"/>	865	<input type="checkbox"/>	870	<input type="checkbox"/>	890	<input type="checkbox"/>	900	<input type="checkbox"/>	900	<input type="checkbox"/>	900	<input type="checkbox"/>	900	<input type="checkbox"/>
WASCO UNION ELEMENTARY	330	<input checked="" type="checkbox"/>	210	<input type="checkbox"/>	220	<input type="checkbox"/>	230	<input type="checkbox"/>	240	<input type="checkbox"/>	250	<input type="checkbox"/>	260	<input type="checkbox"/>	270	<input type="checkbox"/>	340	<input type="checkbox"/>	350	<input type="checkbox"/>	360	<input type="checkbox"/>	370	<input type="checkbox"/>	415	<input checked="" type="checkbox"/>
	425	<input checked="" type="checkbox"/>	435	<input checked="" type="checkbox"/>	436	<input checked="" type="checkbox"/>	445	<input type="checkbox"/>	450	<input checked="" type="checkbox"/>	460	<input type="checkbox"/>	510	<input checked="" type="checkbox"/>	515	<input checked="" type="checkbox"/>	520	<input checked="" type="checkbox"/>	525	<input checked="" type="checkbox"/>	530	<input type="checkbox"/>	535	<input type="checkbox"/>	540	<input type="checkbox"/>
	545	<input type="checkbox"/>	610	<input type="checkbox"/>	710	<input checked="" type="checkbox"/>	715	<input type="checkbox"/>	720	<input checked="" type="checkbox"/>	725	<input checked="" type="checkbox"/>	730	<input type="checkbox"/>	735	<input type="checkbox"/>	740	<input checked="" type="checkbox"/>	745	<input type="checkbox"/>	750	<input type="checkbox"/>	755	<input type="checkbox"/>	760	<input type="checkbox"/>
	820	<input checked="" type="checkbox"/>	830	<input type="checkbox"/>	840	<input checked="" type="checkbox"/>	850	<input type="checkbox"/>	855	<input type="checkbox"/>	860	<input type="checkbox"/>	865	<input type="checkbox"/>	870	<input type="checkbox"/>	890	<input type="checkbox"/>	900	<input type="checkbox"/>	900	<input type="checkbox"/>	900	<input type="checkbox"/>	900	<input type="checkbox"/>

Attachment VI

SELPA: KERN COUNTY SELPA

Fiscal Year: 2020-21

LEA	<p>1. Enter the names of all LEAs, vendors or contractors of the State Departments of Health Care Services, State Hospitals, and any designated local public health or mental health agency participating in the local plan. Select the California Longitudinal Pupil Achievement Data System (CALPADs) School Owner Code from the drop-down menu.</p> <p>2. Check the box for each service provided by the corresponding LEA. If a service is not provided by a provider, leave the box "blank." Service codes are defined in Section E of the local plan.</p>																																																			
WASCO UNION HIGH	330 <input checked="" type="checkbox"/>	210 <input type="checkbox"/>	220 <input type="checkbox"/>	230 <input type="checkbox"/>	240 <input type="checkbox"/>	250 <input type="checkbox"/>	260 <input type="checkbox"/>	270 <input type="checkbox"/>	340 <input type="checkbox"/>	350 <input type="checkbox"/>	360 <input type="checkbox"/>	370 <input type="checkbox"/>	415 <input checked="" type="checkbox"/>	425 <input checked="" type="checkbox"/>	435 <input checked="" type="checkbox"/>	436 <input checked="" type="checkbox"/>	445 <input type="checkbox"/>	450 <input type="checkbox"/>	460 <input type="checkbox"/>	510 <input checked="" type="checkbox"/>	515 <input type="checkbox"/>	520 <input checked="" type="checkbox"/>	525 <input checked="" type="checkbox"/>	530 <input checked="" type="checkbox"/>	535 <input type="checkbox"/>	540 <input type="checkbox"/>	545 <input type="checkbox"/>	610 <input type="checkbox"/>	710 <input checked="" type="checkbox"/>	715 <input type="checkbox"/>	720 <input checked="" type="checkbox"/>	725 <input type="checkbox"/>	730 <input type="checkbox"/>	735 <input type="checkbox"/>	740 <input checked="" type="checkbox"/>	745 <input type="checkbox"/>	750 <input type="checkbox"/>	755 <input type="checkbox"/>	760 <input type="checkbox"/>	820 <input checked="" type="checkbox"/>	830 <input checked="" type="checkbox"/>	840 <input checked="" type="checkbox"/>	850 <input checked="" type="checkbox"/>	855 <input checked="" type="checkbox"/>	860 <input type="checkbox"/>	865 <input type="checkbox"/>	870 <input type="checkbox"/>	890 <input checked="" type="checkbox"/>	900 <input type="checkbox"/>	900 <input type="checkbox"/>	900 <input type="checkbox"/>	900 <input type="checkbox"/>
REALMS CHARTER	330 <input checked="" type="checkbox"/>	210 <input type="checkbox"/>	220 <input type="checkbox"/>	230 <input type="checkbox"/>	240 <input type="checkbox"/>	250 <input type="checkbox"/>	260 <input type="checkbox"/>	270 <input type="checkbox"/>	340 <input type="checkbox"/>	350 <input type="checkbox"/>	360 <input type="checkbox"/>	370 <input type="checkbox"/>	415 <input checked="" type="checkbox"/>	425 <input type="checkbox"/>	435 <input type="checkbox"/>	436 <input type="checkbox"/>	445 <input type="checkbox"/>	450 <input type="checkbox"/>	460 <input type="checkbox"/>	510 <input type="checkbox"/>	515 <input type="checkbox"/>	520 <input type="checkbox"/>	525 <input type="checkbox"/>	530 <input type="checkbox"/>	535 <input type="checkbox"/>	540 <input type="checkbox"/>	545 <input type="checkbox"/>	610 <input type="checkbox"/>	710 <input checked="" type="checkbox"/>	715 <input type="checkbox"/>	720 <input checked="" type="checkbox"/>	725 <input type="checkbox"/>	730 <input type="checkbox"/>	735 <input type="checkbox"/>	740 <input type="checkbox"/>	745 <input type="checkbox"/>	750 <input type="checkbox"/>	755 <input type="checkbox"/>	760 <input type="checkbox"/>	820 <input type="checkbox"/>	830 <input type="checkbox"/>	840 <input type="checkbox"/>	850 <input type="checkbox"/>	855 <input type="checkbox"/>	860 <input type="checkbox"/>	865 <input type="checkbox"/>	870 <input type="checkbox"/>	890 <input type="checkbox"/>	900 <input type="checkbox"/>	900 <input type="checkbox"/>	900 <input type="checkbox"/>	900 <input type="checkbox"/>
WONDERFUL COLLEGE PREP ACADEMY	330 <input checked="" type="checkbox"/>	210 <input type="checkbox"/>	220 <input type="checkbox"/>	230 <input type="checkbox"/>	240 <input type="checkbox"/>	250 <input type="checkbox"/>	260 <input type="checkbox"/>	270 <input type="checkbox"/>	340 <input type="checkbox"/>	350 <input type="checkbox"/>	360 <input type="checkbox"/>	370 <input type="checkbox"/>	415 <input checked="" type="checkbox"/>	425 <input type="checkbox"/>	435 <input type="checkbox"/>	436 <input checked="" type="checkbox"/>	445 <input type="checkbox"/>	450 <input checked="" type="checkbox"/>	460 <input type="checkbox"/>	510 <input checked="" type="checkbox"/>	515 <input type="checkbox"/>	520 <input checked="" type="checkbox"/>	525 <input checked="" type="checkbox"/>	530 <input type="checkbox"/>	535 <input type="checkbox"/>	540 <input type="checkbox"/>	545 <input type="checkbox"/>	610 <input type="checkbox"/>	710 <input checked="" type="checkbox"/>	715 <input type="checkbox"/>	720 <input checked="" type="checkbox"/>	725 <input type="checkbox"/>	730 <input type="checkbox"/>	735 <input type="checkbox"/>	740 <input type="checkbox"/>	745 <input type="checkbox"/>	750 <input type="checkbox"/>	755 <input type="checkbox"/>	760 <input type="checkbox"/>	820 <input checked="" type="checkbox"/>	830 <input checked="" type="checkbox"/>	840 <input checked="" type="checkbox"/>	850 <input checked="" type="checkbox"/>	855 <input type="checkbox"/>	860 <input type="checkbox"/>	865 <input type="checkbox"/>	870 <input type="checkbox"/>	890 <input checked="" type="checkbox"/>	900 <input type="checkbox"/>	900 <input type="checkbox"/>	900 <input type="checkbox"/>	900 <input type="checkbox"/>

Attachment VI

SELPA: **KERN COUNTY SELPA**Fiscal Year: **2020-21**

LEA	<p>1. Enter the names of all LEAs, vendors or contractors of the State Departments of Health Care Services, State Hospitals, and any designated local public health or mental health agency participating in the local plan. Select the California Longitudinal Pupil Achievement Data System (CALPADs) School Owner Code from the drop-down menu.</p> <p>2. Check the box for each service provided by the corresponding LEA. If a service is not provided by a provider, leave the box "blank." Service codes are defined in Section E of the local plan.</p>																									
WONDERFUL COLLEGE PREP ACADEMY LOST	330	<input checked="" type="checkbox"/>	210	<input type="checkbox"/>	220	<input type="checkbox"/>	230	<input type="checkbox"/>	240	<input type="checkbox"/>	250	<input type="checkbox"/>	260	<input type="checkbox"/>	270	<input type="checkbox"/>	340	<input type="checkbox"/>	350	<input type="checkbox"/>	360	<input type="checkbox"/>	370	<input type="checkbox"/>	415	<input checked="" type="checkbox"/>
	425	<input type="checkbox"/>	435	<input type="checkbox"/>	436	<input type="checkbox"/>	445	<input type="checkbox"/>	450	<input type="checkbox"/>	460	<input type="checkbox"/>	510	<input checked="" type="checkbox"/>	515	<input type="checkbox"/>	520	<input type="checkbox"/>	525	<input type="checkbox"/>	530	<input type="checkbox"/>	535	<input type="checkbox"/>	540	<input type="checkbox"/>
	545	<input type="checkbox"/>	610	<input type="checkbox"/>	710	<input checked="" type="checkbox"/>	715	<input type="checkbox"/>	720	<input checked="" type="checkbox"/>	725	<input type="checkbox"/>	730	<input type="checkbox"/>	735	<input type="checkbox"/>	740	<input type="checkbox"/>	745	<input type="checkbox"/>	750	<input type="checkbox"/>	755	<input type="checkbox"/>	760	<input type="checkbox"/>
	820	<input checked="" type="checkbox"/>	830	<input type="checkbox"/>	840	<input type="checkbox"/>	850	<input type="checkbox"/>	855	<input type="checkbox"/>	860	<input type="checkbox"/>	865	<input type="checkbox"/>	870	<input type="checkbox"/>	890	<input type="checkbox"/>	900	<input type="checkbox"/>	900	<input type="checkbox"/>	900	<input type="checkbox"/>	900	<input type="checkbox"/>
GRIMMWAY ACADEMY	330	<input checked="" type="checkbox"/>	210	<input type="checkbox"/>	220	<input type="checkbox"/>	230	<input type="checkbox"/>	240	<input type="checkbox"/>	250	<input type="checkbox"/>	260	<input type="checkbox"/>	270	<input type="checkbox"/>	340	<input type="checkbox"/>	350	<input type="checkbox"/>	360	<input type="checkbox"/>	370	<input type="checkbox"/>	415	<input checked="" type="checkbox"/>
	425	<input type="checkbox"/>	435	<input type="checkbox"/>	436	<input type="checkbox"/>	445	<input type="checkbox"/>	450	<input checked="" type="checkbox"/>	460	<input type="checkbox"/>	510	<input type="checkbox"/>	515	<input checked="" type="checkbox"/>	520	<input type="checkbox"/>	525	<input type="checkbox"/>	530	<input type="checkbox"/>	535	<input type="checkbox"/>	540	<input type="checkbox"/>
	545	<input type="checkbox"/>	610	<input type="checkbox"/>	710	<input checked="" type="checkbox"/>	715	<input type="checkbox"/>	720	<input checked="" type="checkbox"/>	725	<input type="checkbox"/>	730	<input type="checkbox"/>	735	<input type="checkbox"/>	740	<input type="checkbox"/>	745	<input type="checkbox"/>	750	<input type="checkbox"/>	755	<input type="checkbox"/>	760	<input type="checkbox"/>
	820	<input type="checkbox"/>	830	<input type="checkbox"/>	840	<input type="checkbox"/>	850	<input type="checkbox"/>	855	<input type="checkbox"/>	860	<input type="checkbox"/>	865	<input type="checkbox"/>	870	<input type="checkbox"/>	890	<input type="checkbox"/>	900	<input type="checkbox"/>	900	<input type="checkbox"/>	900	<input type="checkbox"/>	900	<input type="checkbox"/>
GRIMMWAY ACADEMY SHAFTER	330	<input checked="" type="checkbox"/>	210	<input type="checkbox"/>	220	<input type="checkbox"/>	230	<input type="checkbox"/>	240	<input type="checkbox"/>	250	<input type="checkbox"/>	260	<input type="checkbox"/>	270	<input type="checkbox"/>	340	<input type="checkbox"/>	350	<input type="checkbox"/>	360	<input type="checkbox"/>	370	<input type="checkbox"/>	415	<input checked="" type="checkbox"/>
	425	<input checked="" type="checkbox"/>	435	<input checked="" type="checkbox"/>	436	<input type="checkbox"/>	445	<input type="checkbox"/>	450	<input checked="" type="checkbox"/>	460	<input type="checkbox"/>	510	<input checked="" type="checkbox"/>	515	<input checked="" type="checkbox"/>	520	<input type="checkbox"/>	525	<input type="checkbox"/>	530	<input type="checkbox"/>	535	<input checked="" type="checkbox"/>	540	<input type="checkbox"/>
	545	<input type="checkbox"/>	610	<input type="checkbox"/>	710	<input checked="" type="checkbox"/>	715	<input type="checkbox"/>	720	<input checked="" type="checkbox"/>	725	<input checked="" type="checkbox"/>	730	<input type="checkbox"/>	735	<input type="checkbox"/>	740	<input checked="" type="checkbox"/>	745	<input type="checkbox"/>	750	<input type="checkbox"/>	755	<input type="checkbox"/>	760	<input type="checkbox"/>
	820	<input type="checkbox"/>	830	<input type="checkbox"/>	840	<input type="checkbox"/>	850	<input type="checkbox"/>	855	<input type="checkbox"/>	860	<input type="checkbox"/>	865	<input type="checkbox"/>	870	<input type="checkbox"/>	890	<input type="checkbox"/>	900	<input type="checkbox"/>	900	<input type="checkbox"/>	900	<input type="checkbox"/>	900	<input type="checkbox"/>

Attachment VI

SELPA: Fiscal Year:

LEA	<p>1. Enter the names of all LEAs, vendors or contractors of the State Departments of Health Care Services, State Hospitals, and any designated local public health or mental health agency participating in the local plan. Select the California Longitudinal Pupil Achievement Data System (CALPADs) School Owner Code from the drop-down menu.</p> <p>2. Check the box for each service provided by the corresponding LEA. If a service is not provided by a provider, leave the box "blank." Service codes are defined in Section E of the local plan.</p>
KERN COUNTY SUPERINTENDENT OF SCHOOL	330 <input checked="" type="checkbox"/> 210 <input type="checkbox"/> 220 <input type="checkbox"/> 230 <input type="checkbox"/> 240 <input type="checkbox"/> 250 <input type="checkbox"/> 260 <input type="checkbox"/> 270 <input type="checkbox"/> 340 <input checked="" type="checkbox"/> 350 <input checked="" type="checkbox"/> 360 <input type="checkbox"/> 370 <input type="checkbox"/> 415 <input checked="" type="checkbox"/>
	425 <input checked="" type="checkbox"/> 435 <input checked="" type="checkbox"/> 436 <input checked="" type="checkbox"/> 445 <input checked="" type="checkbox"/> 450 <input checked="" type="checkbox"/> 460 <input checked="" type="checkbox"/> 510 <input checked="" type="checkbox"/> 515 <input checked="" type="checkbox"/> 520 <input checked="" type="checkbox"/> 525 <input checked="" type="checkbox"/> 530 <input checked="" type="checkbox"/> 535 <input checked="" type="checkbox"/> 540 <input type="checkbox"/>
	545 <input type="checkbox"/> 610 <input type="checkbox"/> 710 <input checked="" type="checkbox"/> 715 <input checked="" type="checkbox"/> 720 <input checked="" type="checkbox"/> 725 <input checked="" type="checkbox"/> 730 <input checked="" type="checkbox"/> 735 <input checked="" type="checkbox"/> 740 <input checked="" type="checkbox"/> 745 <input type="checkbox"/> 750 <input type="checkbox"/> 755 <input type="checkbox"/> 760 <input type="checkbox"/>
	820 <input checked="" type="checkbox"/> 830 <input checked="" type="checkbox"/> 840 <input checked="" type="checkbox"/> 850 <input checked="" type="checkbox"/> 855 <input type="checkbox"/> 860 <input type="checkbox"/> 865 <input checked="" type="checkbox"/> 870 <input checked="" type="checkbox"/> 890 <input checked="" type="checkbox"/> 900 <input type="checkbox"/> 900 <input type="checkbox"/> 900 <input type="checkbox"/> 900 <input type="checkbox"/>

Attachment VII

SELPA:

Fiscal Year:

Attachment VII—Specialized Academic Instruction and Related Services by School Site

Participating Local Educational Agency and School Site Information

LEA: <input type="text" value="See Attached Excel Sheets"/>	
Superintendent: <input type="text"/>	Phone: <input type="text"/>
Email: <input type="text"/>	
Special Education Director: <input type="text"/>	Phone: <input type="text"/>
Email: <input type="text"/>	

School Site: <input type="text"/>	CDS Code: <input type="text"/>
School Ownership Code: <input type="text"/>	

Specialized Academic Instruction—Code 330 is provided: ☐ Yes ☐ No

Related Services Currently Provided by the School Site:

If code 900 is used, the specific service must be identified, and as will all services provided, must meet requirements for licensing, certification, and provider qualifications in accordance with law.

210 <input type="checkbox"/>	220 <input type="checkbox"/>	230 <input type="checkbox"/>	240 <input type="checkbox"/>	250 <input type="checkbox"/>	260 <input type="checkbox"/>	270 <input type="checkbox"/>	340 <input type="checkbox"/>	350 <input type="checkbox"/>
360 <input type="checkbox"/>	370 <input type="checkbox"/>	415 <input type="checkbox"/>	425 <input type="checkbox"/>	435 <input type="checkbox"/>	436 <input type="checkbox"/>	445 <input type="checkbox"/>	450 <input type="checkbox"/>	460 <input type="checkbox"/>
510 <input type="checkbox"/>	515 <input type="checkbox"/>	520 <input type="checkbox"/>	525 <input type="checkbox"/>	530 <input type="checkbox"/>	535 <input type="checkbox"/>	540 <input type="checkbox"/>	545 <input type="checkbox"/>	610 <input type="checkbox"/>
710 <input type="checkbox"/>	715 <input type="checkbox"/>	720 <input type="checkbox"/>	725 <input type="checkbox"/>	730 <input type="checkbox"/>	735 <input type="checkbox"/>	740 <input type="checkbox"/>	745 <input type="checkbox"/>	750 <input type="checkbox"/>
755 <input type="checkbox"/>	760 <input type="checkbox"/>	820 <input type="checkbox"/>	830 <input type="checkbox"/>	840 <input type="checkbox"/>	850 <input type="checkbox"/>	855 <input type="checkbox"/>	860 <input type="checkbox"/>	865 <input type="checkbox"/>
870 <input type="checkbox"/>	890 <input type="checkbox"/>							
900 <input type="checkbox"/>	<input type="text"/>			900 <input type="checkbox"/>	<input type="text"/>			
900 <input type="checkbox"/>	<input type="text"/>			900 <input type="checkbox"/>	<input type="text"/>			