



KCSOS

Kern County Superintendent of Schools




Amplify:

Empowering Homeless Students' Voice Through Podcasting



WELCOME STUDENT VOICE CHAMPIONS!



We are excited to share with you the lessons of empowerment and transformation that we have learned from the world of podcasting and our youth-led podcast, Youth Voice Amplified. We understand that fostering student voice and engagement is at the core of creating a vibrant educational community. When students are given the power to express their thoughts, opinions, and experiences, magical things happen. Their educational journey becomes enriched, and a positive and inclusive school climate can take root.

Introducing "Amplify: Empowering Homeless Students' Voice Through Podcasting," a guidebook specially crafted for adult supporters like you, who are working tirelessly to support homeless students in your schools. In this digital age, podcasting has emerged as a potent tool that can inspire, educate, and revolutionize education on a global scale. And now, we're here to help you tap into its tremendous potential and give your homeless students a platform to amplify their voices.

Drawing upon extensive research, our own experiences in producing Youth Voice Amplified, and practical insights, this beginner's guide equips you with the necessary tools, techniques, and inspiration to embark on a transformative journey with your students through podcasting.

This guidebook is designed with a specific focus on empowering students who have experienced homelessness. You'll find practical strategies and step-by-step instructions to successfully integrate podcasting into your student voice work. We'll cover everything from designing engaging podcast projects to nurturing the technical skills required for producing high-quality audio content. But it doesn't stop there. We'll also explore how to foster a supportive and inclusive podcasting culture, ensuring that every student feels heard and valued.

Yet, this guidebook is about more than just technology. It's about empowering students and igniting their passion for student voice. Through podcasting, you can provide your homeless students with a platform to explore their interests, engage in critical thinking, and develop essential communication and collaboration skills. Moreover, you'll discover how podcasting cultivates empathy, promotes cultural understanding, and amplifies diverse voices that might otherwise remain unheard.

Why should you incorporate podcasting with your homeless students? Because it helps break down negative attitudes and stereotypes, encourages others to seek help, and provides a healing and empowering experience for youth. Podcasting becomes a powerful means to overcome obstacles and embrace the unique perspectives of homeless students.

So, whether you're an educator seeking to revitalize your teaching practice, a school administrator eager to foster student engagement, or a passionate advocate for student voice, "Amplify: Empowering Homeless Students' Voice Through Podcasting" is your roadmap to unlocking the immense potential of student-led podcasting in education. Join us on this remarkable journey where student voices become the driving force behind meaningful learning experiences, shaping a more inclusive and empowered future.

Happy Podcasting!



TABLE OF *Contents*



What is Student Voice & Why Is It Important?	04
Students Experiencing Homelessness & Student Voice	06
What Is Podcasting	07
Engaging Homeless Students In Podcasting	09
Getting Started: The 4 P's of Podcasting	11
Avoiding Tokenism & Adulthood: Best Practices	29
Ensuring Student Safety & Confidentiality	30
Podcast Reflection & Evaluation	32
Benefits Of Podcasting With Students	34
Sustaining & Expanding The Podcast	36
Final Thoughts	38
Resources	39
Resource Handouts	40

WHAT IS STUDENT VOICE & WHY IS IT *Important*



Student voice in schools refers to the meaningful and active participation of students in shaping and influencing various aspects of their education. It encompasses the perspectives, ideas, opinions, and experiences that students contribute to decision-making processes, classroom discussions, and overall school culture. Student voice goes beyond merely giving students a platform to express their thoughts; it recognizes their unique insights, values their input, and empowers them to play an active role in their own learning journey. By fostering student voice, schools create an environment where students are encouraged to speak up, engage in critical thinking, and collaborate with adult supporters and administrators to co-create a more inclusive, relevant, and student-centered educational experience.

Research findings indicate that students as young as nine years old, typically in grades 3 or 4, have the ability to provide meaningful feedback on their education, distinguishing their perspectives from those of adults. Engaging students in activities that promote student voice yields significant benefits. These include increased youth agency, enhanced self-esteem, a sense of belonging, improved competence, the development of democratic skills, and the cultivation of leadership qualities.



So, how can adult supporters tap into this incredible power of student voice? Well, research shows that the more choice, control, challenges, and collaborative opportunities we give to students, the more motivated and engaged they become. When students feel like they have a say in how things are done at school, they're seven times more likely to feel motivated academically. That's a staggering difference!

The idea behind the Student Voice movement is simple but powerful: what students have to say matters in how learning happens. They bring a wealth of expertise and knowledge to the table that can make classrooms and school reforms more relevant and authentic. By providing students with opportunities to tackle problems, exercise leadership, and think creatively within a decision-making school community, we're actually preparing them for success in the real world.

An exciting aspect to note is that student voice activities have the potential to bring about positive transformations in education policies and practices. When students speak up and share their experiences, it plays a crucial role in shaping an education system that genuinely meets their needs. Incorporating inclusive student voice initiatives is a powerful strategy for promoting equity and improving the educational experience for all students, especially for historically marginalized populations, such as students from Black, Latinx, Native American, LGBTQ+ and low-income communities, as well as students with disabilities. By doing so, adult supporters can gain valuable insights into the specific issues and areas of weakness within their school systems and policies, particularly in relation to diversity, equity, and inclusion.

Student voice serves as a catalyst for educational leaders to identify and address systemic challenges that disproportionately affect marginalized students. By actively listening to their experiences and perspectives, adult supporters can better understand the unique obstacles they face and take meaningful steps toward creating a more inclusive and supportive learning environment. It empowers students who are often silenced or overlooked, ensuring that their voices and needs are central to the decision-making processes within the educational system.

By actively engaging these students in student voice activities, we can drive positive changes in education policies and practices that align better with their unique needs and experiences. Student voice gives students the chance to make a real difference in their education. It's a win-win situation for everyone involved!

"Encouraging students' voice and choice is essential for students living with adversity, as it allows them to be empowered and have control in matters that are relevant to their lives." - Association for Supervision & Curriculum Development

"Without youth, school reform efforts are limited to adults' understandings of what counts as equity." - Great Lakes Equity Center



STUDENTS EXPERIENCING HOMELESSNESS & *Student Voice*



It is the Golden Age of student voice. 21st-century technology gives students an unprecedented platform, especially for our Gen Z and Gen Alpha students, who have been raised in the digital era and have a strong inclination towards multimedia and social justice. Today's students are taking note of school practices and demanding a say, and schools are listening! Through social media, podcasts, and videos, students transcend boundaries and spark meaningful conversations, amplifying their ideas and perspectives. Administrators and educators recognize the value of student voices, inviting them to shape policies and curriculum. Today's students are agents of change, advocating for inclusivity, equity, and progress.

Student voice holds immense importance in our educational system, particularly for homeless students. These students face unique challenges that often leave them feeling marginalized. Homelessness disrupts stability, hinders access to resources, and presents barriers to academic success.

Student voice empowers homeless students by providing a platform to express their thoughts, concerns, and ideas. When their voices are valued, it cultivates a sense of empowerment and inclusion, enhancing their well-being and engagement. Student voice allows homeless students to share their perspectives and insights, enabling adult supporters to understand their challenges. By incorporating their voices, schools can develop targeted support systems and policies that cater to their circumstances, fostering academic success and social-emotional development. Student voice from homeless students promotes empathy within the school community. By sharing firsthand experiences, it challenges stereotypes and fosters awareness. Involving homeless students in discussions and activities nurtures empathy and breaks down barriers among diverse students.

Embracing and amplifying student voice, especially among marginalized groups such as homeless students, is crucial for achieving educational equity. By intentionally incorporating diverse student voices, adult supporters can gain insights into the issues faced by these students and work towards creating a more inclusive and supportive educational environment that addresses their unique needs.



PODCAST



WHAT IS *Podcasting*

What is a Podcast?

A podcast is a digital audio or video series that can be streamed or downloaded from the internet. It is similar to a radio or television show, but with one key difference: podcasts are on-demand, allowing listeners to choose when and where they want to tune in. Podcasts cover a wide range of topics, from entertainment and storytelling to education, news, and personal development. They are typically episodic in nature, with new episodes released on a regular basis. The beauty of podcasts lies in their convenience and accessibility. Listeners can engage with content that interests them while commuting, exercising, or simply relaxing at home, using their smartphones, tablets, or computers. With the rise of digital technology, podcasts have gained immense popularity in recent years, captivating audiences of all ages, but particularly among youth.

Why Podcasting Now?

Podcasting has taken the world by storm, especially among the youth, for a multitude of reasons. Firstly, they offer a refreshing alternative to traditional media consumption, allowing young people to freely choose and explore niche topics that align with their passions. Secondly, podcasts serve as a source of inspiration, education, and entertainment, providing a platform for diverse voices and perspectives. They create a sense of community and connection, inviting listeners to participate and contribute, which appeals to the youth seeking meaningful engagement. Moreover, podcasts have become an accessible medium for content creators, offering a personalized, informative, and engaging audio experience that aligns with the digital lifestyles and desire for connection of today's generation.

During the Covid-19 pandemic, podcasts experienced a remarkable renaissance. Unlike traditional media channels, podcasts provide a straightforward avenue for content creators to connect with their audience without the need for broadcasting licenses. With basic podcast equipment and a membership to a hosting platform, anyone can create their own show.

According to Buzzsprout, the popularity of podcasts continues to surge, with approximately 100 million listeners in the US alone. Awareness of podcasts has grown by over 30% in the past decade, reaching nearly 80% of Americans aged 12 and above. While the primary consumer group falls within the 12 to 34 age range, podcasts also attract listeners from older generations. The convenience and portability of podcasts make them a preferred choice for audio consumption, as listeners can engage in various activities while tuning in without being tied to a screen.

The rise of podcasts can be attributed to their accessibility, diverse content offerings, and ability to explore niche interests. Additionally, many podcasts delve into current events, ensuring listeners receive up-to-date and fresh content. In this era of digital connectivity, podcasts have truly become a beloved medium, revolutionizing the way we consume audio content and fostering a sense of engagement, discovery, and connection among listeners.

Youth Voice Amplified Podcast

Where every youth is heard. And every voice matters.

Youth Voice Amplified Podcast, a youth-led project within the Homeless Education Services Program at the Kern County Superintendent of Schools Office in Bakersfield, California. Hosts, Gennessa Fisher and Brian Johnson, bring their lived experiences in foster care and homelessness to each monthly interview with youth who have experienced such adversities as homelessness, foster care, having a disability, being a teen parent, and more

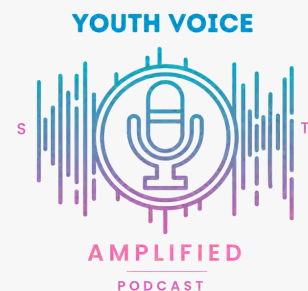




Each conversation uncovers stories of hope and strength from youth storytellers who want to reach back and share the best ways we all can support youth in similar situations as theirs. This podcast is open to anyone, but will be of particular relevance to those in education and youth-serving organizations. We hope you will listen to our youth storytellers, learn from their first-hand experiences, and consider ways that you can implement changes to better meet their needs.

If you want to know how to do better for youth or simply be inspired, this is your show!

Every youth has a story to tell. *Are you ready to listen?*

WAYS TO LISTEN



ENGAGING HOMELESS STUDENTS IN *Podcasting*



Engaging homeless students in podcasting requires careful collaboration with educational liaisons, counselors, social workers, and support staff who already have established relationships with these students. Their valuable guidance and expertise help in identifying and approaching potential participants, ensuring a personalized approach that respects privacy and confidentiality.

When connecting with homeless students individually, it is important to take the time to explain the podcasting project, highlight its benefits, and address any concerns they may have. Each student has unique circumstances, challenges, and aspirations, so tailoring the approach to their specific needs is essential. Building relationships based on trust, respect, and empathy becomes crucial, considering the hardships these students may have experienced.

Another key aspect of engaging students with lived experience is creating a safe and inclusive environment that encourages open expression. Again, it is essential to foster a culture of trust, respect, and active listening, where students feel comfortable sharing their stories without fear of judgment or stigma. By creating this supportive space, we validate their experiences and ensure that their voices are valued and respected.

Student voice advocates must also provide the necessary resources and guidance for students to effectively share their stories. This includes offering training on storytelling techniques, interviewing skills, and audio recording and editing. By equipping them with these tools, we empower them to shape their narratives, convey their emotions, and effectively communicate their perspectives to a wider audience. This can also include incentives and acknowledgments for students participating in the podcasting project. Options such as gift cards, extra credit, certificates, service hours, or letters of recommendation can provide tangible rewards and demonstrate appreciation for their involvement.

Furthermore, it is important to recognize the power of choice in empowering students. Allowing students to select their topics, formats, and approaches for sharing their stories fosters a sense of ownership and agency. By valuing their autonomy and preferences, we empower them to share their stories in a way that feels most authentic and meaningful to them.

As educators and facilitators, we play a crucial role in amplifying and uplifting the voices of homeless students. We must actively listen to their stories, validate their experiences, and provide support and guidance when needed. By serving as allies and advocates, we create a platform that empowers them to share their perspectives and contributes to their overall well-being and personal growth. While engaging homeless students in podcasting, it is important to avoid making promises that cannot be kept. Instead, create an environment where students feel valued and acknowledged as the experts of their own lives. Adopting a listening-centric approach, allowing students to share their experiences and teach valuable lessons, becomes instrumental in guiding the project based on their lived realities.

Best Practices For Recruiting Students

- **Establish Trust & Build Relationships:** Prioritize building relationships with homeless students based on trust, respect, and empathy. Take the time to understand their unique circumstances, challenges, and aspirations. This foundation of trust will create a safe space for engagement.
- **Collaborate with Supportive Staff:** Work closely with school counselors, social workers, and other support staff who have existing relationships with homeless students. Seek their guidance and support in identifying and reaching out to potential participants.
- **Communicate the Purpose & Benefits:** Clearly articulate the purpose and benefits of the podcasting project to homeless students. Explain how their participation will amplify their voices, promote understanding, and empower them to make a positive impact in their school community.
- **Provide Incentives:** Consider providing incentives for participation, such as certificates, recognition, or small rewards. This can motivate homeless students and demonstrate appreciation for their involvement.
- **Offer Flexibility & Accessibility:** Recognize that homeless students may face unique challenges in terms of time constraints, transportation, and access to technology. Be flexible in scheduling podcasting sessions and ensure access to necessary equipment and resources.
- **Tailor Outreach Approaches:** Use personalized and individualized approaches when reaching out to homeless students. Be sensitive to their privacy and confidentiality, and consider connecting with them individually or in small groups to explain the project and address any concerns they may have.
- **Engage Student Advocates:** Identify student leaders or advocates within the school who can help promote the podcasting project and encourage participation among homeless students. Peer-to-peer outreach can be particularly effective in fostering a sense of belonging and trust.
- **Respect Consent & Privacy:** Ensure that appropriate consent is obtained from both students and their guardians, following relevant privacy regulations and school policies. Create a safe and confidential space for homeless students to share their experiences and perspectives.



GETTING STARTED

The 4 P's of Podcasting



When adult supporters embark on a podcasting journey with students who have experienced homelessness, they have an incredible opportunity to amplify their voices and empower their narratives. To ensure a successful and impactful podcasting experience, it is important to follow the four Ps of Podcasting: *Planning, Producing, Publishing, and Promoting*. This section serves as a comprehensive roadmap that guides adult supporters in supporting their students through each step of the process. By embracing these four Ps, adult supporters can create a platform where the unique stories and voices of homeless students are celebrated and shared with the world. It is through this holistic approach that the power of podcasting can truly be harnessed to empower and uplift these students, providing them with a voice that deserves to be heard.

Planning

Through careful planning, adult supporters can assist students in establishing clear objectives and select engaging topics that reflect the students' experiences.

Identify Podcast Goals & Objectives

To establish clear goals and objectives, it is crucial to involve the students in the process. Adult supporters should collaborate with the students, brainstorming ideas together to create a shared vision for the podcast. This collaborative approach allows students to have a sense of ownership and agency over the project, ensuring that their voices are authentically represented.

The first step in starting a podcast with homeless students is to clearly define the objectives of the project. Adult supporters should work with students to identify the purpose and goals they want to achieve through the podcast. During these discussions, it is important to establish clear goals and objectives that reflect the students' perspectives and align with the overall vision of the project. These goals can vary depending on the desired outcomes, such as amplifying student voice, promoting empathy and understanding, raising awareness about homelessness, or any other relevant objectives. Having a clear understanding of the desired outcomes guides the content creation process and provides a framework for evaluating the success of the podcast.

Determine Podcast Topics & Themes

What's the podcast going to say? Collaborating with students on topic selection is a key aspect of empowering their voices. Engage students in discussions and brainstorming sessions to identify relevant and engaging podcast topics that reflect their interests, experiences, and perspectives. This collaborative approach ensures that the chosen topics resonate with the students, fostering a sense of ownership and authenticity in the podcasting process. During these discussions, it is important to create a safe and inclusive space where students feel comfortable sharing their ideas.

Brainstorming relevant and engaging topics is an essential step in podcasting with homeless students. Encourage them to express their interests, passions, and concerns. This allows for a diverse range of topics to emerge, reflecting the rich tapestry of experiences within the homeless student community. By allowing students to contribute their ideas, adult supporters can create a podcast that truly represents the diverse voices within the homeless student community.

Consider subjects that address the challenges students face in navigating school while experiencing homelessness. Explore topics that highlight their strengths and resilience, showcasing their achievements and success stories. Additionally, student-led interviews with school and community leaders can shed light on policies and resources that impact homeless students, creating awareness and promoting necessary changes.

Remember to listen actively to the students' responses and encourage open dialogue. Provide positive reinforcement and support their ideas while remaining mindful of their emotional well-being throughout the brainstorming process. Your goal is to help them share their authentic experiences and perspectives, contributing to a podcast that amplifies their voices and empowers them to make a difference.



Podcast Planning Brainstorming Questions

Brainstorming with students empowers them to have a say in the podcast's content, themes, and direction, fostering a sense of ownership and engagement. Students bring diverse perspectives, interests, and experiences, ensuring the podcast resonates with its intended audience and reflects their authentic voices. Additionally, involving them in the brainstorming process cultivates critical thinking, creativity, and collaborative skills, leading to a more meaningful and inclusive podcasting experience. Here are some questions to use with your student podcast team during a brainstorming session:

- What are some challenges you've faced as a homeless student, and how have you overcome them?
- What are some positive experiences or moments of resilience you've had during your homelessness journey?
- Are there any misconceptions or stereotypes about homelessness that you would like to address and debunk through the podcast?
- How has your experience with homelessness shaped your perspective on education and learning?
- What are some topics or issues related to homelessness that you think the wider community should know more about?
- Are there any stories of kindness, support, or assistance you've received from others that you would like to share?
- What are some ways you've found to cope with the challenges of being a homeless student?
- Do you have any dreams, aspirations, or goals you'd like to talk about on the podcast?
- How has the experience of homelessness affected your sense of belonging and connection to your community?
- Are there any specific individuals or organizations that have made a positive impact on your life as a homeless student?
- What are some lessons or life experiences you believe others can learn from your journey?
- Are there any advocacy efforts or changes you would like to see concerning homelessness and education?
- How do you think we can promote greater understanding and empathy toward homeless students in society?
- Do you have any interests, hobbies, or passions that you'd like to explore through podcast episodes?



Pick Podcast Format & Structure

Once your students have gathered potential podcast topics, they can next determine the structure and format of the podcast episodes. Adult supporters can review with the students the various podcast formats, such as interviews, storytelling, panel discussions, or a combination of these, that align with the nature of the topics and the students' interests, including their pros and cons.

Here are six most common podcast formats and examples of including students experiencing homelessness:

Interview podcasts feature conversations between the host and guests. These guests could be experts, community members, educators, or other students who share their experiences, insights, and knowledge on various topics. Homeless students can create an interview-style podcast where they invite guests who have overcome homelessness, educators supporting homeless students, or community leaders working to address homelessness. These interviews can provide valuable perspectives, insights, and encouragement to other homeless students, as well as raise awareness about the challenges and solutions related to homelessness in schools.

Storytelling podcasts are narrative-driven and involve the host or guests sharing personal stories, experiences, or fictional narratives in an engaging and compelling way. Homeless students can use storytelling podcasts to share their own personal journeys, triumphs, and challenges related to homelessness. Through storytelling, they can highlight their resilience and strength, providing inspiration and fostering empathy among listeners. Additionally, they might explore fictional narratives that touch on themes related to homelessness, creating stories that resonate with their experiences.

Educational or informational podcasts aim to teach listeners about specific subjects, topics, or skills. They are structured to provide valuable insights and knowledge to the audience. Homeless students can create educational podcasts that cover essential topics such as navigating the school system while homeless, finding resources for support, understanding educational rights, and accessing scholarship opportunities. By disseminating vital information, they empower themselves and other homeless students to make informed decisions about their education and future.

Panel discussion podcasts involve multiple participants engaging in conversations, debates, or sharing diverse perspectives on a given subject or theme. Homeless students can host panel discussions featuring fellow homeless students, educators, and community advocates. These discussions can focus on breaking stereotypes and misconceptions about homelessness, addressing the stigma associated with homelessness, and advocating for policy changes to better support homeless students in schools.

News and current events podcasts cover recent happenings, trends, and developments in various fields and industries. Homeless students can create news-style podcasts that highlight current events related to homelessness, educational initiatives, and community efforts to support homeless youth. By delivering regular updates, they keep their audience informed and engaged while encouraging action and advocacy for positive change.

Fictional narrative podcasts are audio storytelling productions that present fictional stories, often with voice actors portraying different characters and sound effects to enhance the immersive experience. These podcasts follow a scripted plotline, complete with twists, suspense, and character development, similar to a radio drama or audiobook. The goal is to captivate listeners and transport them into a world of imagination. Homeless students can engage in collaborative storytelling projects, where they work together to create fictional narratives as a team. This format encourages teamwork, communication, and creativity, fostering a sense of belonging and camaraderie among the participants.

It's important to note that many podcasts use a combination of these formats or evolve over time, depending on the host's goals, audience, and content. By selecting a suitable format, the podcast can effectively convey the ideas and perspectives of the homeless students. For instance, an educational format can be used to share insights and knowledge on relevant subjects, while storytelling formats (both nonfiction and fiction) can be employed to engage the audience with compelling narratives. Conversational formats and interviews provide opportunities for dynamic discussions and the inclusion of diverse voices.

In addition to choosing the format, it is beneficial to outline the structure of the episodes and plan for recurring segments. This helps maintain consistency and coherence throughout the podcast series. By establishing a framework for each episode, homeless students can effectively organize their thoughts and ideas, resulting in a more engaging and impactful listening experience for the audience.

Moreover, students can take on different roles within the podcast. They can serve as hosts, guiding the conversation and leading the discussion, or they can have multiple hosts to bring varied perspectives. Panel discussions can also be incorporated, allowing for a collaborative exchange of ideas among the students.

Ultimately, the chosen format and hosting style should reflect the objectives of the podcasting project and cater to the strengths and interests of the homeless students involved. By providing them with a platform to express their ideas and perspectives in a structured and engaging manner, we empower them to take ownership of their stories and contribute meaningfully to the podcast.

Create A Podcast Brand

It is important to create a podcast brand and identity to establish a unique presence in the podcasting landscape for your students' podcast. This process involves developing a cohesive brand strategy that encompasses various elements, including the target audience, podcast name, logo, visuals, and messaging.

Firstly, identifying the target audience is crucial in shaping the content and style of the podcast. Consider the intended listenership, such as educators, fellow students, parents, community members, or even a broader public audience interested in the experiences and perspectives of homeless students. Understanding the target audience helps in tailoring the content, tone, and messaging to effectively engage and resonate with them.

When it comes to naming your podcast, designing a logo, and crafting a catchy tagline, several considerations will enhance your podcast's impact and appeal to students and listeners. First and foremost, it's essential to reflect the podcast's tone and content in the chosen elements. Consider the emotions and atmosphere you want listeners to experience when they hear the podcast name. Whether it's informative, entertaining, or inspiring, ensure that the podcast's name, logo, and tagline align with its essence.

Engaging homeless students in the process is crucial for a meaningful outcome. Involve them in brainstorming and selecting the podcast name and tagline. This empowers them and ensures that the name resonates with their interests and perspectives. Encourage students to consider how they want their audience to feel when engaging with the podcast. Their input will make the podcast more authentic and relevant to their experiences.

Keeping the podcast name short and memorable is vital for its success. A concise, easy-to-remember name that stands out from the crowd increases the likelihood that listeners will remember and share it with others. Similarly, avoid complex or confusing words that might be challenging to spell or pronounce. Choosing a straightforward name helps potential listeners find and remember the podcast more easily.

Before finalizing the podcast name, conduct thorough research to check if the name is already in use by other podcasts. This step ensures that your podcast maintains its uniqueness and avoids confusion with other shows. Additionally, consider SEO (Search Engine Optimization) and branding aspects when choosing the name. Incorporate relevant keywords that reflect the podcast's content to improve its discoverability in podcast directories and search engines.

Designing an eye-catching logo is equally important. Work with students to create a visually appealing and relevant logo that complements the podcast's theme and name. The logo should be versatile and look great across different platforms and sizes, ensuring consistent branding.

Crafting a memorable tagline can provide additional context about the podcast's content and leave a lasting impression on potential listeners. Keep the tagline concise, capturing the essence of what the podcast offers. It should provide a glimpse of the podcast's focus and value proposition.

Throughout the process, seek feedback from a diverse group of students and educators. Consider conducting a poll or focus group to gather opinions and refine the options. This iterative approach ensures that the podcast name, logo, and tagline resonate with your target audience and reflect the unique voice and tone of the podcast.

Lastly, showcase student creativity and contributions. Emphasize their involvement in naming the podcast and designing the logo in promotional materials and episodes. Fostering a sense of pride and ownership will motivate students and make the podcast a collaborative and meaningful experience for everyone involved.

Obtain Necessary Podcasting Equipment & Software

Assessing the necessary podcasting equipment and resources is vital to ensure the technical quality of the podcast. Adult supporters should determine the equipment required, such as microphones, headphones, and recording software, to facilitate high-quality audio production. By providing students with the appropriate tools, adult supporters enable them to create professional and polished podcast episodes that capture the attention of listeners.

Here is an overview of the key items you will need:

Equipment

- **A dedicated laptop and Internet**
- **Microphone:** A quality microphone is crucial for capturing clear and professional audio. USB microphones like the Blue Yeti or Audio-Technica ATR2100x are popular choices for beginners.
- **Headphones:** Good headphones help you monitor audio quality and ensure proper recording levels.
- **Pop Filter:** This screen placed in front of the microphone helps minimize plosive sounds (like "p" and "b" sounds) for a cleaner audio recording.
- **Boom Arm or Mic Stand:** These tools hold the microphone in place and allow for comfortable positioning during recording.
- **Audio Interface (Optional):** If you're using an XLR microphone, an audio interface is necessary to connect the microphone to your computer and convert analog audio signals to digital.

Software

- **Recording and Editing Software:** A digital audio workstation (DAW) is needed to record and edit your podcast episodes. Popular options include Audacity (free, open-source), Adobe Audition, GarageBand (for Mac users), or Reaper.
- **File Hosting and Distribution:** You will need a podcast hosting platform like Buzzsprout, Libsyn, Podbean, or Anchor to upload and distribute your podcast episodes to various podcast directories (e.g., Apple Podcasts, Spotify, etc.).
- **Remote Recording Software (Optional):** If you plan to conduct remote interviews or have co-hosts who can't be physically present, you may need remote recording software like Zoom, Zencastr, SquadCast, or Riverside.fm.

Miscellaneous

- **Acoustic Treatment:** Consider the acoustic quality of your recording environment. Using soundproofing materials or recording in a quiet room can improve audio clarity.
- **Script and Planning Tools:** While not necessarily software or equipment, having a scriptwriting tool (e.g., Google Docs, Microsoft Word) and planning tools (e.g., Trello, Asana) can help you organize your podcast episodes and stay on track.

When working with homeless students in schools, selecting appropriate podcasting equipment within budget constraints is essential. Fortunately, there are affordable options available that can meet the needs of your podcasting project. Here are some considerations to keep in mind:

- **Microphone:** Look for USB microphones that offer good sound quality at a lower cost. Brands like Audio-Technica, Samson, and Fifine provide budget-friendly options that still deliver decent audio performance. For example, the Audio-Technica ATR2100x-USB or the Samson Q2U are popular choices known for their affordability and versatility.
- **Headphones:** Quality headphones are important for monitoring audio during recording and editing. There are budget-friendly options from brands like Audio-Technica, Sony, and Sennheiser that offer decent sound quality and comfort without breaking the bank. Consider models like the Audio-Technica ATH-M20x or the Sony MDRZX110.
- **Pop Filter:** A pop filter is a relatively inexpensive accessory that helps reduce plosive sounds. Look for affordable options made of nylon or metal, such as the Aokeo Professional Microphone Pop Filter or the Neewer NW(B-3) 6-inch Pop Filter.
- **Boom Arm or Mic Stand:** While not essential, a boom arm or mic stand can improve comfort and positioning during recording sessions. Look for affordable options that offer stability and adjustable features. The InnoGear Microphone Arm Stand or the Neewer Adjustable Microphone Stand are affordable choices that can meet basic needs.
- **Software:** Consider free or low-cost recording and editing software options. Audacity is a popular free digital audio workstation (DAW) that provides basic editing features and is suitable for beginners. Other affordable options include Reaper (with a generous trial period) or Adobe Audition (with subscription-based pricing).

When working with limited budgets, it's important to prioritize essential equipment while considering cost-effective alternatives. Focus on capturing clear audio and ensuring a comfortable recording environment for the students. Additionally, explore potential partnerships with local organizations, schools, or audio equipment suppliers who may be willing to provide discounted or donated equipment to support your podcasting project.

Remember, the equipment is just one aspect of the podcasting experience. The power lies in the students' voices and stories. With creativity, resourcefulness, and a supportive environment, you can create a meaningful podcasting project with homeless students, even with limited budget constraints.

Securing Funding & Resources for Podcasting

Securing funding and resources for podcasting with homeless students is an important aspect to ensure the success and sustainability of the project. While budget constraints can present challenges, there are various avenues to explore in order to obtain the necessary funding and resources. Here are some strategies to consider:

- **Grant Opportunities:** Research grant opportunities that specifically support educational initiatives or projects focused on student voice and empowerment. There are grants available from government agencies, foundations, and nonprofit organizations that prioritize educational equity and innovation. Look for grants that align with the goals and objectives of your podcasting project and submit well-crafted proposals.
- **School Funding:** Engage with school administrators, counselors, and other stakeholders to explore funding options within the school system. School budgets often have allocations for innovative programs or initiatives that enhance student learning experiences. Present the benefits and educational value of podcasting with homeless students and make a compelling case for the allocation of funds to support the project.
- **Community Partnerships:** Collaborate with local businesses, community organizations, and nonprofits that have an interest in supporting education and youth empowerment. Seek sponsorship opportunities, donations of equipment or resources, or even in-kind contributions that can help offset the costs associated with podcasting. Develop mutually beneficial partnerships where both parties can gain value from the collaboration.
- **Fundraising Campaigns:** Organize fundraising campaigns within the school community or in partnership with local organizations. Explore various fundraising strategies such as crowdfunding platforms, bake sales, community events, or sponsorship drives. Engage students, parents, teachers, and the wider community to generate financial support for the podcasting project. Highlight the positive impact and educational benefits that podcasting can have on homeless students to inspire donors.
- **In-Kind Donations:** Reach out to audio equipment suppliers, technology companies, or other relevant businesses to inquire about potential in-kind donations. Companies may be willing to contribute microphones, headphones, recording software, or other podcasting equipment. Explain the purpose and impact of the project and emphasize how their support can make a difference in empowering the voices of homeless students.
- **Parent and Community Involvement:** Foster engagement from parents and the wider community by sharing the vision and goals of the podcasting project. Encourage their active involvement through volunteering, resource sharing, or financial contributions. Host informational sessions or workshops to demonstrate the value of podcasting as a student voice strategy and invite parents and community members to be part of the journey.

When securing funding and resources, it is important to articulate the educational value and impact of podcasting with homeless students. Emphasize the potential benefits in terms of student empowerment, creativity, communication skills, and academic engagement. Develop a comprehensive plan that outlines the project's objectives, budget, and expected outcomes to present a compelling case for support.

Producing

The production phase involves guiding students through the production schedule, content development, recording sessions, editing, and incorporating music and sound effects to create high-quality episodes.

Establish a Production Schedule

During the podcast production phase, it is essential to establish a production schedule that outlines key milestones and deadlines. This schedule helps ensure a smooth and organized workflow, allowing the podcasting project to progress effectively. Adult supporters work closely with the homeless students to plan episode content and flow. This involves encouraging student input and ideas, and fostering a collaborative environment where their voices and perspectives are valued.

Research & Scripting

To create compelling podcast episodes, adult supporters guide students in conducting thorough research on their chosen topics. This research helps students gather relevant information and develop a deep understanding of the subject matter. Brainstorming sessions are held to generate ideas and identify various aspects or angles to explore within the topic. Adult supporters can assist students in creating episode outlines that outline the key points and structure of each episode. These outlines serve as a roadmap, ensuring organized and engaging discussions.

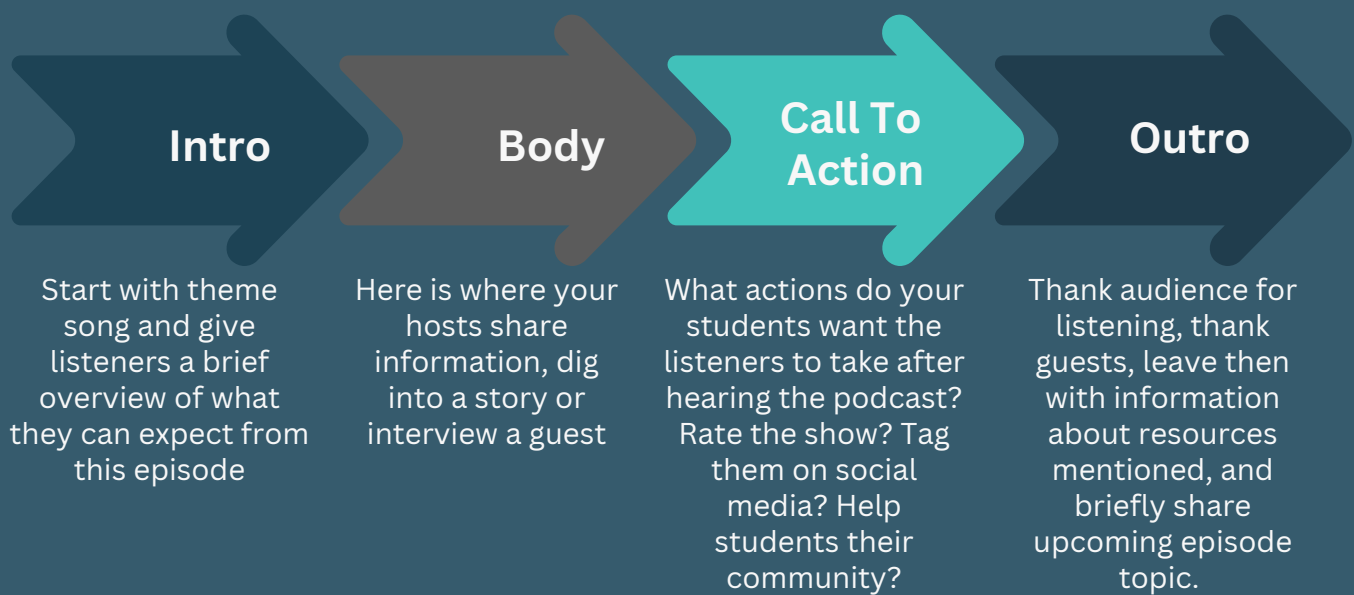
Having completed the research phase, educators assist students in creating well-structured episode outlines. These outlines serve as a clear roadmap for discussions, helping students organize their ideas and maintain logical flow and coherence throughout their podcasts. Key points, discussion questions, and potential interviewees or guests are incorporated into the outline, ensuring focused and engaging content delivery.

The next critical step is scripting the podcast segments. Adult supporters work closely with students to develop scripts that strike a balance between information, storytelling, and emotional connection with the audience. Scripting allows students to practice effective communication, articulate their thoughts concisely, and hone their storytelling skills. By doing so, they gain confidence in their podcasting abilities and learn to effectively engage listeners, making their episodes captivating and memorable.

A well-crafted podcast typically comprises four main segments: the introduction, body, call to action, and outro. The introduction sets the tone, introduces the topic, and hooks the audience, drawing them into the episode. The body elaborates on the chosen subject matter, exploring various angles and aspects. It is the heart of the podcast, where students showcase their research and share personal insights and stories. The call to action encourages listeners to take a specific action, whether it's visiting a website, supporting a cause, or sharing the podcast with others. Lastly, the outro concludes the episode, leaving a lasting impression and possibly offering a teaser for the next episode.



How To Structure Your Episode



Adapted from Hubhopper Studio <https://help.hubhopper.com/hc/en-us/articles/360001707595-Getting-Started-With-Podcasting>

Prepare Students for Interviews

When working with homeless students, it is essential to approach interviews with sensitivity and an understanding of their unique circumstances. Creating a safe and supportive environment is crucial, as it allows these students to feel comfortable sharing their experiences.

One key aspect to consider is implementing trauma-informed care practices. Homeless students may have faced challenging and traumatic situations, so it is important to acknowledge this and give them control over how much or how little they want to share. Prioritize their well-being and provide them with the freedom to pause, skip, or modify any part of the interview process that may trigger discomfort.

Guidance on interview skills and techniques is also necessary. Help students develop thoughtful questions that align with the purpose and goals of their podcast. Encourage them to conduct research if needed, as it fosters empathy and enables them to ask meaningful and relevant questions based on their interviewee's background.

Active listening plays a fundamental role in conducting meaningful interviews. Teach students the art of active listening, emphasizing the importance of being fully present and engaged during conversations. Encourage them to listen attentively, not only to the words spoken but also to the emotions and non-verbal cues of their interviewees. This level of attentiveness allows for insightful follow-up questions that delve deeper into the interviewee's experiences and perspectives. Through active listening, homeless students can build rapport, fostering trust and understanding within the interview setting. By demonstrating genuine curiosity and empathy, they create a sense of connection that leads to richer and more impactful interviews.

Storytelling lies at the heart of any compelling podcast. Guide homeless students in developing storytelling techniques that captivate their audience and effectively convey their messages. Encourage the use of vivid descriptions, relatable anecdotes, and personal experiences to create engaging narratives. Help them understand the power of structure, guiding them in crafting an attention-grabbing introduction, building tension and intrigue in the middle, and leaving a lasting impression with a memorable conclusion.

By diversifying storytelling approaches, such as incorporating personal narratives, anecdotes, or even fictional elements, homeless students can bring variety and depth to their podcast episodes. This allows them to communicate their experiences in creative and impactful ways, making their voices resonate with the audience.

Empowering Homeless Students to Share Their Experiences

When supporting homeless students who are engaged in podcasting, empowering them to share their experiences is a crucial element of the process. It is essential to let these students know that they have agency over their narratives and the power to decide how much or how little they want to share.

To foster empowerment, create a supportive and non-judgmental environment where homeless students feel safe and encouraged to share their stories. Assure them that their perspectives are valuable and that by sharing their experiences, they have the potential to inspire and educate others. Help them recognize the significance of their voices and the impact their stories can have on the wider community. An effective way to empower homeless students is by granting them control over the final product of their podcast episodes. Ensure that they have the ultimate say in the editing process, allowing them to shape how their stories are presented to the audience. By giving them this control, you validate their voices and honor their experiences, reinforcing their sense of agency and ownership.

These sample podcast episodes led by homeless students exemplify the power of student voice in raising awareness, promoting understanding, and fostering empathy and change within communities.

- "Homelessness: My Story" – In this episode, students share their personal experiences with homelessness, shedding light on the challenges they faced and the resilience that kept them going.
- "Overcoming Obstacles: Tales of Triumph" – Homeless students discuss the obstacles they encountered on their educational journey and how they overcame them, inspiring others to persevere through hardships.
- "Beyond Labels: Homeless and Talented" – This episode celebrates the talents and passions of homeless students, showcasing their artistic, musical, and academic achievements, challenging stereotypes along the way.
- "Homelessness in Our Community" – Students conduct interviews with community members, educators, and experts to raise awareness about homelessness and its impact on local communities.

- "Invisible Struggles: The Hidden Faces of Homelessness" – In this episode, students delve into the less-discussed aspects of homelessness, such as mental health, LGBTQ+ experiences, and the challenges faced by immigrant homeless students.
- "The Power of Education: Homeless Students' Perspectives" – Homeless students discuss the significance of education in their lives, sharing how it has empowered them to strive for a better future.
- "Building a Supportive School Environment" – Students lead a discussion on how schools can better support homeless students, sharing ideas for creating a more inclusive and compassionate school climate.
- "Stories of Empathy and Acts of Kindness" – Homeless students narrate heartwarming stories of empathy and kindness they have experienced from others, showcasing the positive impact of simple acts of support.
- "Cultural Diversity and Homelessness" – Students explore how cultural backgrounds and experiences intersect with homelessness, promoting cultural understanding and inclusivity within the context of homelessness.
- "Creating Safe Spaces: Voices of Supportive Educators" – Homeless students engage in conversations with compassionate educators who have made a significant difference in their lives, emphasizing the value of supportive mentors.
- "Dreams and Aspirations: Our Hopes for the Future" – Students share their dreams and aspirations beyond homelessness, inspiring others to dream big and pursue their goals despite adversities.
- "The Power of Resilience: Life Lessons from Homeless Students" – Homeless students reflect on the resilience they have developed through their experiences, sharing valuable life lessons that resonate with listeners.

Recording Sessions

To ensure that your podcast episodes have top-notch audio quality, it's important to guide students in practicing effective recording techniques. Start by finding a quiet and controlled environment for recording. Minimize background noise by choosing a room with good acoustics and consider using soundproofing materials to dampen any unwanted echoes. Encourage students to experiment with microphone placement to find the sweet spot that captures their voices clearly and crisply. Next, schedule regular recording sessions where students have the opportunity to practice and bring their scripts to life. Adult supporters should provide guidance on microphone techniques, voice modulation, and clarity to help students deliver their content with confidence and professionalism.

Encourage students to experiment with different microphone positions and distances to find the optimal setup that captures their voices clearly and without distortion. Teach them to keep the mic close to their mouths and speak directly into the mic, avoiding plosive sounds (such as "p" and "b") and minimizing background noise. Emphasize the importance of speaking clearly at a consistent volume and varying tone as well as maintaining a steady pace, and taking pauses to breathe for a smooth listening experience. Remember, practice makes perfect, so don't be afraid to conduct mock recording sessions to help your students refine their skills like holding paper still because the mic picks up the sound of rustling paper or smiling while speaking...it really makes a difference!

Editing Recordings

Once the recordings are complete, it's time to embark on the editing journey with your students. Introduce them to user-friendly editing software that will empower them to refine their audio and create polished podcast episodes. Depending on resources and preferences, there are various options available, ranging from free to more advanced paid software. Adult supporters can provide step-by-step instructions on using the editing software, guiding students through essential tasks such as importing audio files, cutting and rearranging clips, and adding smooth transitions. They can also teach students how to adjust volume levels, removing mistakes or long pauses to ensure a seamless flow between segments.

Achieving a balanced audio mix is crucial for a pleasant listening experience. Empower your students with the knowledge of how to adjust audio levels effectively. Show them techniques such as volume automation or the use of compression to ensure that the voices and other audio elements are well-balanced, eliminating any jarring inconsistencies in sound. Background noise can disrupt the clarity of recordings. Teach your students methods for reducing or eliminating background noise during the editing process. Show them how to utilize noise reduction tools available in the editing software to minimize unwanted sounds and restore crispness to their recordings. However, remind them to exercise caution and maintain the overall audio quality while applying noise reduction techniques.

Encourage your students to approach the editing process with a critical ear, actively listening and making adjustments as needed. Emphasize that editing is a creative process that requires experimentation and refinement. With practice and attention to detail, they will master the art of editing, transforming their raw recordings into captivating podcast episodes that will engage and captivate their audience.

Incorporating Music & Sound Effects

Music and sound effects are powerful tools that can elevate the quality and impact of your podcast episodes. Encourage your students to explore a variety of music genres and sound effects libraries to find the perfect elements that enhance their content. Guide them on how to incorporate music and sound effects thoughtfully, using them strategically to create the desired mood, emphasize important points, or smoothly transition between segments. For example, use a small part of the intro music for your closing music jingle. It's important to remind students about copyright laws and the significance of respecting intellectual property. Provide them with resources where they can access royalty-free music and sound effects to ensure legal compliance.

Furthermore, consider fostering student creativity and involvement by incorporating student-created music or sound effects. Students with musical talents or an interest in sound production can compose original music, jingles, or soundscapes that align with the themes of the podcast. This not only adds a unique auditory identity to the podcast but also empowers students to contribute their own artistic expressions. Encourage collaboration among students with different talents, such as musicians and writers, to co-create engaging and memorable audio experiences for your podcast.



Evaluating Podcast Recordings

When evaluating a podcast recording, one should consider the following aspects:

Audio Quality: The podcast team should assess the technical aspects of the recording, such as clarity, volume, and overall sound quality. It is essential to ensure that the audio is clear and free from background noise or distortions.

Content Relevance: The relevance of the content to the podcast's purpose, intended audience, and overall theme should be evaluated. The podcast team needs to determine if the information shared is engaging, informative, and aligns with the podcast's goals.

Structure & Organization: The structure and organization of the podcast episode should be considered. The podcast team should assess if there is a clear introduction, smooth transitions between segments, and a logical flow of information. Additionally, they need to evaluate if the episode is well-paced and maintains the listener's interest.

Delivery & Presentation: The podcast team should assess the delivery of the hosts or participants. Factors such as vocal clarity, tone, and pacing should be taken into account. The effectiveness of the speakers in engaging the audience, conveying their messages confidently, and effectively communicating ideas should be evaluated.

Engagement & Impact: The level of engagement the podcast recording elicits from the audience should be gauged. The podcast team should consider if the content prompts critical thinking, provokes discussions, or leaves a lasting impression. Additionally, they should evaluate the impact the recording has on the listener's understanding, perspectives, or emotions.

Editing & Production: The quality of editing and production techniques applied to the recording should be assessed. The podcast team should consider seamless transitions, the use of music or sound effects, and any enhancements made to improve the overall listening experience.

Audience Feedback: Gathering feedback from the podcast's intended audience is crucial. Surveys, comments, or social media interactions can be used to understand their thoughts, reactions, and suggestions for improvement. The podcast team should consider their perspectives when evaluating the effectiveness of the recording.

Goal Achievement: The podcast team should assess how well the podcast recording aligns with the initial goals and objectives set for the episode or series. They should determine if the recording successfully communicates its intended message, educates the audience, or achieves the desired impact.



Publishing

Once the podcast sounds just the way your podcast team wants it, it's time to publish it! Publishing the podcast on suitable platforms and strategically scheduling releases ensures maximum reach and audience engagement.

Choosing podcast hosting platforms

Preparing episodes for distribution and online platforms

Once you've completed the recording of your podcast episodes with your students, the next step is finding a reliable host that can store and make your audio available to listeners. This is where a podcast hosting service comes into play. These services will guide you through the process and provide the necessary infrastructure to store your audio files. You can upload your episodes either on their website or on your own website, depending on your preferences and needs.

It is important to submit your podcast to directories to maximize its reach. By submitting your show to popular podcast directories, you can potentially reach millions of new listeners and fans. These directories act as platforms where users can discover and listen to podcasts. Some of the well-known directories include Apple Podcasts, Spotify, and Google Podcasts, among others. Your chosen podcast hosting platform will guide you through the submission process to ensure your show gets listed on these directories.

As adult supporters working with homeless students, it is crucial to help them select the right podcast hosting platform. Buzzsprout, Anchor, Libsyn, and Podbean are some popular hosting options available. Familiarize yourself with the features and pricing plans of different hosting platforms to make an informed decision. Once you've chosen a platform, guide your students through the process of setting up their podcast, creating an account, and uploading their episodes. This step empowers students to take ownership of their podcast's online presence and distribution, reaching a wider audience through established podcast directories.

Creating Podcast Descriptions

Crafting compelling episode titles, descriptions, and tags is essential for attracting listeners and accurately representing the content of each episode. One crucial aspect is helping students create engaging and concise episode titles. Collaborate with them to develop titles that spark curiosity and align with the episode's theme. Encourage creativity while ensuring that the titles accurately reflect the content. A well-crafted title can pique interest and draw potential listeners into the episode.

Equally important is assisting students in writing captivating episode descriptions. Work together to create concise summaries that give an overview of the episode's content, highlighting key points and intriguing potential listeners. A compelling description provides a glimpse into what the episode offers and entices individuals to hit the play button.

Optimizing episode metadata is another area where adult supporters can lend a hand. Help students incorporate relevant keywords and tags in their episode metadata. These elements enhance the discoverability of the podcast within directories, making it easier for interested listeners to find and explore. By emphasizing the significance of effective episode metadata and descriptions, adult supporters empower students to capture the attention of their target audience and increase the visibility of their podcast.

Remember, by assisting students in crafting compelling episode titles, descriptions, and tags, you contribute to their podcast's success. Together, you can attract more listeners, accurately represent the content of each episode, and ensure that the voices of your students reach a broader audience.

Establishing A Release Schedule

Creating a podcasting schedule is a crucial step in the podcasting journey with homeless students. Consistency in releasing episodes is key to growing a fan base and maintaining audience engagement. Adult supporters can collaborate with students to establish a schedule that aligns with the frequency and duration of their podcast episodes. This schedule ensures that listeners anticipate new episodes and allows students to plan their content creation accordingly.

Working together, adult supporters and students can set realistic goals and determine the ideal release day and time for their episodes. By considering factors such as student availability, production time, and audience preferences, they can create a schedule that maximizes impact. It is also important to consider whether the podcast will follow a continuous release schedule or be structured in seasons, allowing for episodes to be released all at once for binge-listening.

In addition to the release schedule, adult supporters can assist students in creating a release strategy. This involves promoting upcoming episodes through various channels such as social media, email newsletters, or other relevant platforms. By generating anticipation and informing their audience about upcoming content, students can cultivate excitement and encourage consistent listenership.

In the publishing phase, adult supporters continue to play a vital role in guiding students through the technical aspects of podcast distribution. They can help students choose a suitable podcast hosting platform that meets their needs and ensures their episodes reach a wide audience. Additionally, adult supporters can assist in crafting compelling episode titles and descriptions that accurately represent the content and attract potential listeners.

Establishing a consistent release schedule not only allows students to develop technical skills in online publishing but also nurtures their understanding of digital marketing and audience engagement, equipping them with valuable knowledge for their future endeavors beyond podcasting.

Promoting

Effective promotion strategies, including creating eye-catching artwork, leveraging social media, seeking collaboration opportunities, and actively engaging with the community, help expand the podcast's influence and foster meaningful connections.

Social Media Presence: Establishing a strong social media presence is key to reaching a broader audience and fostering engagement with the podcast. Adult supporters can assist students in creating dedicated social media accounts for their podcast on platforms like Instagram, Twitter, or TikTok. They can guide students in developing a consistent brand identity across their social media profiles, including profile images, bio descriptions, and links to podcast episodes.

Adult supporters can provide training on social media best practices, such as creating engaging content, utilizing relevant hashtags, and interacting with the audience through comments and direct messages. Through regular posting, sharing episode highlights, behind-the-scenes content, and engaging with listeners, students can cultivate an online community around their podcast and increase its visibility and listener engagement.

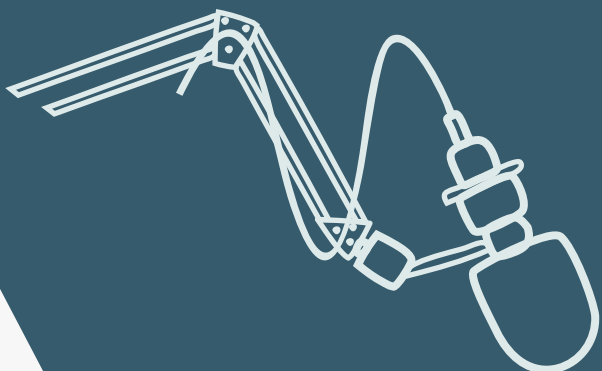
Cross-Promotion: Collaborating with other podcasts, organizations, or schools provides an opportunity to expand the reach of the podcast and tap into new audiences. Adult supporters can guide students in seeking cross-promotion opportunities by reaching out to relevant podcasts or partnering with organizations and schools that align with the podcast's theme. This can involve guest appearances on other podcasts, participating in joint episodes or panel discussions, or exchanging promotional shout-outs. By leveraging existing networks and forming connections within the podcasting community, students can broaden their reach and attract listeners who may have similar interests. Cross-promotion helps reach a wider audience and fosters a sense of community and collaboration among podcasters and organizations dedicated to similar causes or topics.

Engaging with the Community: Encouraging active engagement with the podcast's audience is vital for fostering a loyal and interactive listener base. Adult supporters have a pivotal role in guiding students on how to effectively respond to comments, questions, and feedback while upholding the principles of student confidentiality. By maintaining the confidentiality of personal information and sensitive experiences, students can freely share their thoughts, insights, and expressions of gratitude. Adult supporters can provide clear guidelines and unwavering support to support students in navigating these discussions responsibly and respectfully.

When organizing live Q&A sessions, interviews, or community events, it becomes crucial for adult supporters to prioritize student confidentiality. Collaborating with students, adult supporters can establish boundaries and guidelines for discussing personal experiences, ensuring that students feel safe and comfortable when sharing their stories. By reminding students to refrain from disclosing identifying information or compromising details, adult supporters foster an atmosphere of trust and security within the podcast community, encouraging listeners to openly share their thoughts and experiences.

In addition, adult supporters can educate students on the importance of maintaining confidentiality while engaging with listeners online. Students should be reminded to exercise discretion, refraining from divulging personal information or sensitive details about themselves or others. By nurturing responsible and respectful online behavior, students develop a deeper understanding of the significance of confidentiality and actively safeguard their privacy.

By embracing the 4 P's of podcasting with homeless students, adult supporters can empower their students to share their stories, perspectives, and experiences with the world, while nurturing their creativity, communication skills, and self-confidence.



AVOIDING TOKENISM & ADULTISM

Best Practices



Tokenism is a practice in which a marginalized individual or group is given a small, superficial, or symbolic role or representation to create an illusion of inclusivity or diversity. It often involves using individuals or groups as mere tokens to showcase diversity without providing meaningful opportunities for genuine participation, influence, or decision-making power.

Adultism refers to the systemic and cultural bias against young people, where adults assert dominance and control over young individuals, often dismissing their perspectives, ideas, and capabilities solely based on their age. It involves disregarding the agency, autonomy, and expertise of young people, and instead prioritizing adult opinions and decisions.

To avoid tokenism and adultism when working with students on a podcast about their experiences of homelessness, it is important to follow some best practices:

- **Genuine inclusion:** Ensure that the involvement of homeless students in the podcast project goes beyond mere representation. Offer meaningful opportunities for them to participate, contribute, and have decision-making power throughout the entire process.
- **Respect and validation:** Treat homeless students as equal partners and value their unique perspectives and lived experiences. Create a supportive and respectful environment where their voices are heard and acknowledged.
- **Collaboration and shared decision-making:** Involve homeless students in decision-making processes related to the podcast, such as topic selection, episode structure, and content creation. Collaborate with them as co-creators rather than imposing ideas or controlling the narrative.
- **Empowerment and agency:** Provide opportunities for homeless students to take on leadership roles within the podcast project. Encourage them to express their ideas, make choices, and exercise their agency. Support their growth and development throughout the process.
- **Education and skill-building:** Offer resources, guidance, and training to help homeless students develop the necessary skills for podcasting, such as interviewing techniques, storytelling, audio editing, and scriptwriting. Empower them to enhance their communication and technical abilities.
- **Ongoing support and mentorship:** Provide continuous support, mentorship, and feedback to homeless students throughout the podcasting journey. Create a safe space for them to express their concerns, ask questions, and seek guidance.

By following these best practices, adult supporters can create a collaborative, inclusive, and empowering environment for homeless students participating in the podcast enabling them to share their stories authentically while challenging tokenism and adultism in the process.

ENSURING STUDENT SAFETY & *Confidentiality*



Podcasting has become an influential medium for giving voice to various student populations, including those experiencing homelessness. However, when working with vulnerable students, ensuring confidentiality and safety takes precedence. Adult supporters hold a vital role in safeguarding the privacy of homeless students and creating a secure podcasting environment.

To begin, establishing trust and boundaries is crucial. Adult supporters must create a safe and supportive space where homeless students feel comfortable sharing their experiences. Clear boundaries should be set regarding the topics that can be discussed on the podcast, ensuring that personal and sensitive information remains confidential. Encouraging students to use pseudonyms or alter identifying details can further protect their privacy.

Obtaining informed consent and release forms is another essential step. Prior to recording, adult supporters should seek consent from students and their parents or guardians. It is important to educate all parties involved about the podcasting process, potential risks, and benefits. Consent and release forms should outline the purpose of the podcast, its intended audience, and the confidentiality measures in place. This ensures that everyone is aware of their rights and responsibilities. If your students are under 18, parental permission should be obtained when posting each podcast. Regularly communicate with students and their guardians to address any concerns or questions regarding privacy and consent. Ensure students understand that they are allowed to withdraw consent or request modifications if needed. Respect their decisions and make necessary adjustments to ensure their comfort and safety throughout the podcasting journey.

Implementing technical measures for privacy is equally significant. Adult supporters should guide students in using appropriate techniques to safeguard their privacy. For example, establish a rule for your students to provide personal safety that no last names are to be used. You can also consider using pseudonyms or fake names, like "Ro Dog" or "Jazz Fan", which can also allow students to express themselves more creatively. Teaching students how to edit audio files to remove accidental disclosures of personal information is crucial. Ensure students do not share details that may reveal their school or work schedules, for example, if they ride their bike down a certain street, or even if they wear particular clothing. Encouraging the use of secure virtual meeting platforms during live recordings or interviews can also protect student identities.

Promoting media literacy and digital citizenship is an essential aspect of ensuring student safety. Adult supporters should offer guidance to students about responsible digital behavior and media literacy. Teaching them to navigate potential risks, such as online harassment or bullying, is essential. Critical thinking skills should be encouraged to evaluate the appropriateness of content, and students should be equipped with strategies for responding constructively to negative comments or feedback.

Emotional support and well-being play a vital role in ensuring the safety of homeless students in podcasting. It is important for adult supporters to be prepared to provide emotional support and access to counseling resources. Regular check-ins and open communication channels allow students to express any concerns or discomfort they may have regarding the content they are sharing.

Sharing your story about your experiences, and about what's important to you, is an easy and effective way to create change, start conversations and connect with the people around you. This can be especially powerful for young people who do not always feel that they have the chance to help others. However, there can be risks in sharing your story on the Youth Voice Amplified podcast that we want you to know. First, it is important for you to imagine what the impact of sharing your story on a podcast will be on you and those who are part of your story. It may be uncomfortable to bring up trauma associated with your story. Storytellers on Youth Voice Amplified will be offered emotional support during and after telling their stories on the podcast in addition to linking you to additional community resources and services. It may be helpful to let a trusted parent or guardian, friend, counselor or teacher know that you plan to share your story. That way, they can be there for you before and afterwards, if needed. Stories in the digital world last forever, so we also want you to consider the exposure that your story will bring to you. Once information is shared and accessible by the public, there is no going back and it can be difficult to contain. It is important for you to consider how sharing your story could impact future employment, academic pursuits, a court or legal case, and relationships with family and friends – now or in the future.

With that being said, please also know that sharing your story can make a difference in many ways—to your own life, other youth, and to the community. For example, sharing your story has the potential to help someone else feel less alone. Have you listened to someone talk about their life and thought, 'Wow, someone else has been through that too? I thought it was just me!' Lived experiences like yours also have the power to reduce stigmas and to inform and educate others. In addition, schools and programs that meaningfully incorporate youth voice into their programming provide more responsive services.

Youth who have taken part in the Youth Voice Amplified podcast have also told us that sharing their story was healing and it benefited them to know that their personal stories did matter and their insight was valued. Some youth storytellers also reported that they gained confidence from such opportunities to build awareness of issues that matter to them and be part of the solution to a problem. With these benefits and risks in mind, please remember that it is still perfectly okay if you decide to pull back and not do the podcast at any time.

By establishing trust, setting boundaries, obtaining informed consent, implementing technical privacy measures, providing emotional support, and promoting media literacy, adult supporters create a secure environment where homeless students can share their stories.

PODCAST REFLECTION & *Evaluation*



When evaluating podcasts created with homeless students, adult supporters should take into account the unique circumstances of these students and the specific goals of the project. Several aspects should be considered during the evaluation process:

Student Voice & Empowerment: Adult supporters prioritize assessing the extent to which the podcasts amplify the voices and perspectives of homeless students. It is essential to gauge whether the students feel empowered and have a genuine sense of ownership over the content they share, as this reflects the success of the student voice strategy.

Relevance & Authenticity: The authenticity and relevance of the topics discussed in the podcasts stand as crucial elements for evaluation. Adult supporters carefully consider if the content genuinely reflects the experiences, challenges, and interests of homeless students. They assess whether the podcasts provide a platform that sheds light on important issues, allowing the students to share their stories authentically.

Communication Skills: The evaluation process focuses on the students' communication skills and their ability to effectively convey their messages and experiences. Researchers thoughtfully consider if the students demonstrate clarity, articulation, and confidence in their delivery, as these aspects reflect their growth in communication.

Inclusion & Representation: The evaluation emphasizes the fostering of inclusivity and representation in the podcasts. Adult supporters carefully consider if diverse perspectives and voices are thoughtfully included, reflecting the varied experiences of homeless students. They assess whether the podcasts successfully create a sense of belonging and promote understanding among listeners.

Engagement & Impact: The level of engagement the podcasts elicit from the audience, both within the school community and beyond, becomes a pivotal point of evaluation. The student team can explore if the podcasts provoke thought, prompt discussions, or raise awareness about the experiences of homeless students. Additionally, they evaluate if the podcasts have a positive impact on the listeners' understanding, empathy, or attitudes towards homelessness.

Student Growth & Learning: The evaluation process delves into the students' growth and learning throughout the podcasting journey. Adult supporters consider if the students have developed new skills, such as interviewing, storytelling, or audio editing. Moreover, they assess if the students have gained confidence, self-expression, and a profound sense of accomplishment through their involvement in the podcasts.

Feedback from Students & Partners: Gathering feedback from the students themselves, as well as educators, parents, and community members who have listened to the podcasts, is paramount. To ensure a comprehensive evaluation, your team can utilize a variety of methods, such as surveys, interviews, and focus groups, which allow them to gather diverse perspectives and understand the podcast's strengths and areas for improvement. For example, students can create surveys or encourage listeners to leave reviews and comments, helping them understand their audience's preferences, interests, and concerns.

Analyzing listener feedback informs content development and ensures that the podcast remains relevant and impactful. Understanding how the podcast has resonated with listeners, what they have learned, and if it has prompted discussions or raised awareness about the topics covered helps them gauge the podcast's broader impact. Using this valuable feedback, the team can refine the podcasting process, making improvements and tailoring future episodes to better meet the needs and interests of the students and audience.

Sensitive & Empathetic Approach: Throughout the evaluation process, adult supporters must adopt a sensitive and empathetic approach, honoring the unique circumstances of homeless students. Find frequent opportunities to celebrate the voices, growth, and positive impact the students make through their podcasts. This celebration stands as a vital element of the evaluation process, contributing to the continuous refinement of the podcasting process and enhancing the students' overall experience.

Adult supporters should actively engage students in all stages of the evaluation process, involving them in discussions and decision-making based on the evaluation's outcomes. By encouraging them to provide input and ideas for enhancing future episodes, you will foster a collaborative and student-centered approach.

Podcast Metrics To Measure Success

Total Downloads: Total number of episode downloads to gauge podcast's overall reach and popularity.

Unique Listeners: Number of distinct individuals who downloaded or streamed podcast for clearer picture of your actual audience size.

Listener Demographics: Understanding listeners' age, gender, location, and interests, can help tailor content to better meet their preferences.

Retention Rate: The percentage of listeners who continue to engage with your podcast beyond the first episode. High retention indicates engaging content and audience loyalty.

Episode Popularity: Identifying episodes with most downloads and engagement can help you replicate successful content.

Listening Duration: Average time listeners spend listening to episodes. Longer listening durations indicate higher engagement with your content.

Subscriber Growth: Tracking growth of subscriber base over time will demonstrate your podcast's ability to attract and retain an audience.

Listening Platforms: Understanding which platforms (e.g., Apple, Spotify) your audience uses can help optimize distribution strategies.

Guest Impact: If feature guests, evaluating their influence on listener engagement and download numbers can inform guest selection strategies.

Rankings & Reviews: Assessing podcast's rankings on popular podcast directories and reading reviews can provide valuable feedback and indicate overall audience satisfaction.



Podcast
EPISODE #73

BENEFITS OF PODCASTING WITH *Students*

If you are still uncertain about the benefits of students exploring and creating podcasts, let's explore the advantages that podcasting brings to both schools and students alike.

Benefits for Schools

Podcasting with homeless students offers numerous benefits that can positively impact schools and the broader educational community. Firstly, it fosters empathy and understanding among teachers and school staff. By listening to podcasts created by homeless students, educators gain a deeper appreciation of the challenges and strengths these students face, leading to a more inclusive and supportive school environment.

Engaging in podcasting projects with homeless students also facilitates personal and professional growth for teachers and school staff. It expands their understanding of diverse student experiences and equips them with the skills to create inclusive and equitable learning environments. Through this process, educators develop a greater sense of cultural competency and enhance their ability to meet the diverse needs of all students.

Podcasting initiatives contribute to a positive school climate by promoting student agency and a sense of belonging. By giving homeless students a platform to share their stories and perspectives, podcasting creates an environment where all students feel valued and empowered to contribute to the school community. This fosters a positive and inclusive atmosphere that celebrates the unique voices and contributions of every student.

Podcasting with homeless students also has the potential to drive advocacy and influence educational policies. The authentic voices shared through podcasts can raise awareness about the experiences of homeless students

and highlight the support they need. By amplifying their voices, podcasting projects can inform policies and decision-making processes, advocating for change and ensuring that the educational system better addresses the needs of homeless students.

Furthermore, podcasting projects involving homeless students create opportunities for community engagement and awareness. Sharing podcasts with the broader community raises awareness about homelessness, challenges misconceptions, and fosters support for homeless students. It encourages community members to become active participants in addressing the issue of homelessness and provides a platform for dialogue and collaboration.

Most importantly, podcasting promotes equity and inclusion by empowering homeless students to actively participate and contribute to the educational landscape. It bridges the opportunity gap by providing a means for marginalized students to have their voices heard and valued. By promoting equity and inclusion, podcasting projects with homeless students ensure that every student has an opportunity to express themselves and shape the educational narrative.

Benefits for Students

Podcasting and learning go hand in hand, offering a unique platform for students to connect with their audience in a more intimate way. By expressing their views and opinions through their voices and storytelling, hosts and podcasters can truly make an impact.

When it comes to podcasting projects, the benefits extend far beyond the recording studio. Like any student-led endeavor, podcasting allows students to cultivate skills that will last a lifetime. They learn to collaborate with their peers, make informed decisions, and critically analyze their work, developing valuable project management and communication abilities.

One important aspect of podcasting is the development of public speaking skills. While students may be immersed in the age of social media, they still require guidance in this area. By providing them with simple guidelines to practice, educators can nurture their communication skills and help them effectively convey their ideas.

If you're still unsure of the benefits of having students explore and create podcasts, let's explore five additional advantages. Firstly, podcasting expands team-building and collaboration skills by allowing students to work together on topic selection, scriptwriting, and the use of digital tools. Additionally, it offers an opportunity to practice the design thinking process, encouraging students to embrace mistakes as part of the learning process.

Podcasting also supports language learning as students actively listen to podcasts, becoming familiar with different formats and gaining confidence in both their native language and new languages they are learning. Moreover, it empowers student voice and choice, providing a powerful outlet for students to express themselves, cultivate their creativity, and showcase their learning through the art of storytelling.



SUSTAINING & EXPANDING THE Podcast

Sustaining & Expanding the podcast with homeless students involves ongoing efforts to maintain momentum, improve content quality, and reach a wider audience. Continuous support and guidance from educators are vital to keep the podcast thriving. Regular check-ins help assess progress, address challenges, and offer encouragement, fostering a sense of accomplishment and motivation for students to produce high-quality content.

To sustain interest and keep listeners engaged, diversifying content is essential. Students can experiment with different podcast formats, such as interviews, storytelling, or roundtable discussions. Introducing guest speakers or subject matter experts can add fresh perspectives and enrich the content, making it more appealing to a broader audience.

Collaborating with community organizations, shelters, or advocacy groups can significantly expand the podcast's reach. Partnerships provide access to a wider audience, potential guests, and experts who can contribute valuable insights. Additionally, partnering with organizations helps raise awareness about homelessness and fosters a sense of community support.

Leveraging social media platforms offer another excellent opportunity to reach a broader audience. Adult supporters can guide students in promoting podcast episodes on platforms like Instagram, TikTok, and Facebook. Engaging with the audience through polls, Q&A sessions, or behind-the-scenes content strengthens the podcast's community and enhances the connection with listeners.

Expanding the reach of the podcast involves exploring opportunities to introduce it to a broader audience. Participating in podcast festivals, educational conferences, or community events can attract potential collaborators and supporters, further extending the podcast's impact.

Securing funding and resources is crucial for the sustained success of the podcast. Seeking grants, sponsorships, or donations can support various aspects of podcasting,

including better equipment and improved production quality. Educators can advocate for the podcast's value and impact to secure the necessary resources for its growth.

Another essential consideration in ensuring the continued success and impact of the podcast is securing sustainable funding to support ongoing podcast production and resources for homeless students' participation. This is where funding mechanisms like the Local Control Funding Formula (LCFF) for California school districts and other school funding options can play a significant role.

The LCFF is a funding formula implemented in California to allocate funds to school districts based on the number of students they serve, with additional funds for students from low-income families, English learners, and foster youth. The formula allows schools to have more flexibility in deciding how to use the funds to meet the specific needs of their students, including homeless students. By engaging with the LCFF, educators, and schools can advocate for allocating funds to support podcasting initiatives for homeless students, including equipment, software, and other resources.

In addition to the LCFF, schools can explore other funding sources, such as grants, sponsorships, and community partnerships. Grant opportunities focused on education, youth empowerment, or homelessness initiatives can provide essential financial support for sustaining and expanding the podcast with homeless students. Local businesses, community organizations, and media outlets may also be interested in sponsoring the podcast, especially if it aligns with their corporate social responsibility goals or community outreach efforts.





FINAL *Thoughts*

As we approach the end of this guidebook, we would like to share some valuable lessons we have learned from the Youth Voice Amplified podcast. One essential lesson is to start small, offering attainable projects to build confidence and momentum. Beginning with 30-second individual audio pieces allows students to practice their recording and storytelling skills. Gradually increasing the complexity and scope of assignments, tailored to each student's abilities and resources, helps them gain proficiency before tackling more extensive projects.

Don't give up early on! Just like any form of content, it will take time for your students to nurture and develop their podcasting skills and comfort. Encourage them and celebrate all achievements of their podcasting journey, big and small. Showcase their work within the school community and beyond, amplifying their voices and promoting understanding and empathy for their experiences.

Inclusivity is key, and we believe in offering all students a range of roles and opportunities, such as hosting, interviewing, guest research, artwork, scripting, writing and playing theme music, editing, or managing social media, to ensure a meaningful podcasting experience for everyone. Additionally, we've recognized the importance of flexibility and accessibility when working with students who have experienced homelessness and trauma. Providing flexible scheduling for podcasting sessions and ensuring access to necessary equipment and resources acknowledges their unique circumstances and barriers.

And finally...Relax! Remind yourself and your students that you do not need to be experts in all aspects of podcasting. More importantly, encourage your students to learn from their mistakes, ask for help, and take creative chances. We have saying at Youth Voice Amplified "You got to be a disaster, before you become a master!" There is no one-size-fits-all approach to podcasting, and it is more important to value creativity, adaptability, and finding each student's unique voice and style within the podcasting world.

RESOURCES



National Public Radio (NPR) – [Student Podcast Challenge](#): While not a resource for starting a podcast, NPR's Student Podcast Challenge showcases exemplary student podcasts. Listening to these winning entries can inspire educators and students to explore podcasting possibilities.

- [Starting Your Podcast: A Guide For Students](#) by National Public Radio (NPR) – This guide is directed to students and explores getting started, planning, and producing a podcast with examples, scripts, and outlines.
- [Teaching Podcasting: A Curriculum Guide for adult supporters](#) by National Public Radio (NPR) – Whether you're leading your class or advising an extracurricular group, this guide will make the podcasting process easier. Here, you'll find a breakdown of the process and a series of sample lesson plans to ensure that students have the skills and background knowledge to start making a podcast.
- "Want to start a podcast? Read this first" (NPR) – Here are some tips from the pros at NPR about starting a podcast on your own.

National Juvenile Justice Network – [Respect Youth Stories: A Toolkit for Advocates to Ethically Engage in Youth Justice Storytelling](#) – "Respect Youth Stories" outlines a full list of steps and tools advocates can use to ensure they are engaging in ethical youth storytelling.

Edutopia – [Podcasting in the Classroom](#): Edutopia, an educational website, offers a comprehensive guide to podcasting in the classroom. This resource provides step-by-step instructions, tips, and examples for educators interested in using podcasting as a teaching tool. Website: <https://www.edutopia.org/article/podcasting-classroom>

Common Sense Education – [Podcasting in the Classroom](#): Common Sense Education provides a collection of resources for teachers interested in using podcasting to enhance student learning and creativity. The website includes reviews of podcasting tools and platforms suitable for K-12 students.

ASCD – Student Voice in Schools: Listening to Students and Empowering Youth Website: <http://www.ascd.org/research-a-topic/student-voice-resources.aspx>

Edutopia – Student Voice: Empowering Students to Take Ownership of Their Learning Website: <https://www.edutopia.org/topic/student-voice>

Thought Exchange – [7 Ways to Promote Student Voice in the Classroom](#)
Website: <https://thoughtexchange.com/blog/student-voice-in-the-classroom/>

RESOURCE HANDOUTS



We are excited to present a collection of resource handouts aimed at supporting student voice advocates in starting a podcast with homeless students. These resources have been carefully curated by Youth Voice Amplified to provide valuable guidance and tools throughout the podcasting journey. From brainstorming ideas and setting podcast goals to planning episodes and understanding equipment essentials, these handouts cover a range of topics to ensure a successful and empowering experience for both advocates and students. Additionally, you'll find helpful tips for youth hosts, storytellers, and frequently asked questions, along with consent forms to prioritize the safety, privacy, and consent of all participants. We hope these resources will empower you to create a podcast that amplifies the voices of homeless students, fosters creativity, and makes a positive impact in your school community and beyond.

Happy Podcasting!

The Youth Voice Amplified Podcast Team

- 5 Tips for Brainstorming
- Podcast Brainstorming
- Setting Your Podcast Goals
- Podcast Monthly Timeline
- My Podcast Episode Plan
- *Youth Voice Amplified* Podcast Equipment List
- *Youth Voice Amplified* Podcast Host Tips For Other Youth Hosts
- *Youth Voice Amplified* Storyteller Frequently Asked Questions
- *Youth Voice Amplified* Consent To Participate Form
- *Youth Voice Amplified* Release Consent Form
- *Youth Voice Amplified* Final Release Approval Consent Form



5 TIPS FOR BRAIN STORMING



What is Brainstorming

Brainstorming is a technique used in collaboration of your students to generate creative ideas for your podcast's purpose, theme, name, logo, episode topics, and format in a group setting. It encourages everyone to participate and share their thoughts without fear of judgment or criticism.

1

Focus on The Topics

Try to keep the discussion on the topic. Assign a facilitator.



2

Invite Wild Ideas

Assemble a diverse student team. All ideas are possible. Elaborate on shared ideas.



3

Defer Judgement

Do not criticize or analyze ideas during the brainstorming.



4

Go for Quantity

Set a time limit for the brainstorming. Try to generate ideas as much as possible. Use icebreakers to get creative juices flowing.



5

Build on The Ideas of Others

Encouraging the team to brainstorming.





Podcast Brainstorming




Collect Topic Ideas

Related Topic Ideas

Podcast Purpose

Podcast Goals



SETTING YOUR PODCAST GOALS



Student Name

Date

ACTION PLAN

30 DAYS


ACTION PLAN

60 DAYS

ACTION PLAN

90 DAYS

PODCAST MONTHLY TIMELINE



JAN

APR

FEB

MAY

MAR

JUN



JUL

OCT

AUG

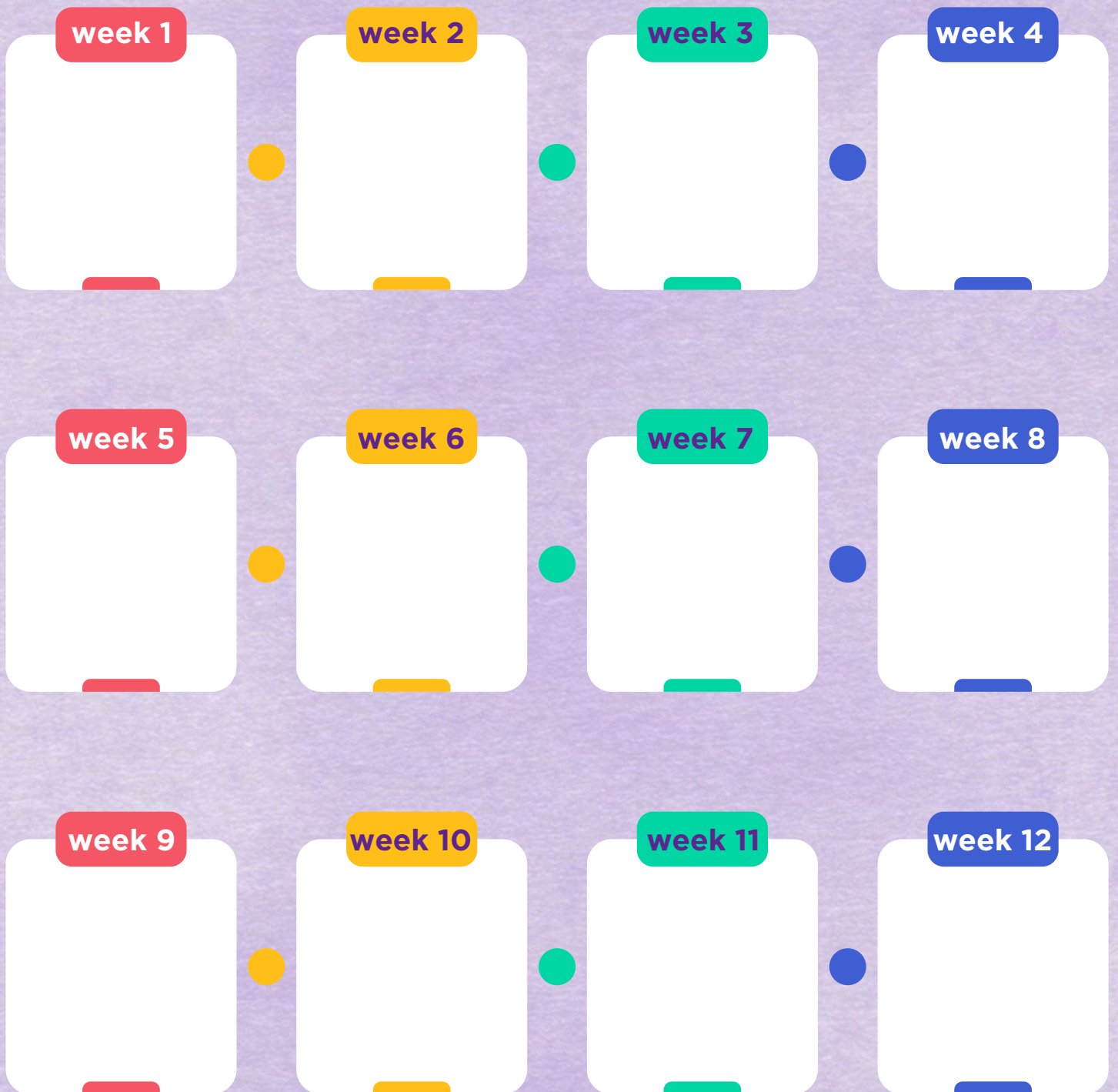
NOV

SEPT

DEC



PODCAST WEEKLY TIMELINE




MY PODCAST EPISODE PLAN: _____

INTRODUCTION:

SEGMENT 1:

SEGMENT 2:



SEGMENT 3:

CALL TO ACTION

WRAP UP/OUTRO

NOTES:





Equipment List

Here's a list of podcast equipment we use or recommend on the Youth Voice Amplified podcast. Before purchasing, it is important to do your own research for equipment since every podcast has different needs. There are many different ways to do a podcast and this way happened to work for us.

Headphones

- Audio-Technica - ATH-M40x Monitor Headphones - Black \$119

https://www.bestbuy.com/site/audio-technica-ath-m40x-monitor-headphones-black/4725013.p?skuld=4725013&ref=212&loc=1&gclid=EAlalQobChMI2v-sn5GbgAMVkgHnCh1XBwzuEAQYASABEglBrfD_BwE&gclsrc=aw.ds

Microphones

- Samson - Q2U Dynamic USB Microphone \$59.99

<https://www.bestbuy.com/site/samson-q2u-dynamic-usb-microphone/6361715.p?skuld=6361715>

Recorder

- Zoom - PodTrak P4 Podcast Recorder Bundle \$449.95

https://www.amazon.com/Zoom-Portable-Multitrack-Headphones-Windscreens/dp/B08PN6PLH2/ref=asc_df_B08PN6PLH2/?tag=hyprod-20&linkCode=df0&hvadid=475874092271&hvpos=&hvnetw=g&hvrand=16366986188734116181&hvpone=&hvptwo=&hvqmt=&hvdev=c&hvdvcmdl=&hvlocint=&hvlocphy=9060462&hvtargid=pla-1072914320769&psc=1

Memory Card

- SanDisk - Extreme PLUS 256GB microSDXC UHS-I Memory Card \$34.99

https://www.bestbuy.com/site/searchpage.jsp?st=Memory+card&_dyncharset=UTF-8&_dynSessConf=&id=pcat17071&type=page&sc=Global&cp=1&nrp=&sp=&qp=&list=n&af=true&iht=y&usc=All+Categories&ks=960&keys=keys

Editing Software

- Audacity Free Subscription <https://www.audacityteam.org/>
- Adobe Premiere Pro- \$20.99/mo https://commerce.adobe.com/store/segmentation?cli=adobe_com&co=US&ctx=fp&lang=en&ms=COM&ot=BASE&pa=papro_direct_individual

Podcast Hosting platforms \$24/mo Buzzsprout - <https://www.buzzsprout.com/>

Camera

- Canon - EOS 6D Mark II DSLR Video Camera with EF 24-105mm f/4L IS II USM Lens - Black \$2,299.99
<https://www.bestbuy.com/site/canon-eos-6d-mark-ii-dslr-video-camera-with-ef-24-105mm-f-4l-is-ii-usm-lens-black/5977704.p?skuld=5977704>
- Sony - ZV-1F Vlog Camera for Content Creators and Vloggers - Black \$499.99
<https://www.bestbuy.com/site/sony-zv-1f-vlog-camera-for-content-creators-and-vloggers-black/6522416.p?skuld=6522416>

Laptops

- MacBook Pro 13.3" Laptop - Apple M2 chip - 8GB Memory - 256GB SSD (Latest Model) \$1,299

<https://www.bestbuy.com/site/macbook-pro-13-3-laptop-apple-m2-chip-8gb-memory-256gb-ssd-latest-model-space-gray/6509652.p?skuld=6509652>

YOUTH VOICE AMPLIFIED PODCAST HOST TIPS FOR OTHER YOUTH HOSTS



Gennessa

Use your active listening skills if you need those skills to learn them.

Always do your research on each subject for each guest.



Brian

Do your homework about your guest and have a pre-interview meeting with each guest so they are comfortable.




Make sure to have good time management. Your time isn't always your own, so please remember to use your calendar and keep our appointments.

"See a need fill a need" basically, if your guest needs a resource, and you know it connects them to it off the air, of course.

- Get used to hearing your voice on record.
- Actively listen to your guest without interrupting.
- Make your guest feel as comfortable as possible

Hype your guest up. Being on a podcast can be nervous for them, so make sure they feel as confident as you can make them.

Let your guest shine.





FAQs About Being A Storyteller on Youth Voice Amplified

Before you decide whether or not to participate in our Youth Voice Amplified podcast, here is some information about the podcast to consider. We hope that after you read these answers to these frequently asked questions about the podcast you will better understand your rights to share your story in a way that respects your boundaries.

1. What is Youth Voice Amplified?

Youth Voice Amplified Podcast is a project within the Kern County Superintendent of Schools Office. Our mission is to give every young person a platform to tell their story and create positive change around them.

2. What is a podcast?

The Cambridge Dictionary defines a podcast as a program made available in digital audio or video files that a user can download from the Internet to a personal device to listen to at their convenience. Podcasts can vary in style, format, and content, but usually, a podcast series will feature one or more recurring hosts discussing a particular topic like video games or starting your own business. Also, the discussion and content within a podcast can range from carefully scripted to completely improvised or in the moment.

3. Why do you want to hear my story?

Lots of people are talking about youth voice today. Youth voice can mean many things but Youth Voice Amplified defines youth voice as the ideas, opinions, involvement, and initiative of people considered to be "young." We understand that these voices often go unheard and/or involvement with youth has often been marginalized. Therefore, Youth Voice Amplified lifts up the wisdom and insight of young people and what their testimonies and experiences tell us. How will we know what youth need, or what works and what doesn't work without hearing what young people have to say?

Lived experiences like yours also have the power to reduce stigmas and to inform and educate others as well as inspire youth who may be on the same journey as you. However, please remember that your decision to share your story is a personal choice - one that should never be forced upon you for any reason.

4. What is the goal of this podcast?

Youth can be champions and influencers for their own futures and other youth, however, we know that many youth voices aren't being heard right now. Overall, the goal of Youth Voice Amplified is to

give a platform for every young person to tell their story and create positive change. Our podcast audience can be anyone, however your story will be of particular relevance to those in education and youth-serving organizations who want to learn from your first-hand experiences and consider new ways to meet the needs of youth sharing the same experiences.

Each podcast episode is also developed as a resource for youth and by youth. Whether it be to hear their peers speak about overcoming challenges, being resilient in the face of adversity, or personal stories of inspiration, the podcasts are also resources for youth who seek advice and support from individuals their own age.

Youth Voice Amplified podcast recordings will be free to all listeners. No profit will be made from your story.

5. What can I expect if I agree to do this?

If you agree to participate, we will first ask you to participate in a one-hour to 90 minute conversation with hosts Gennessa Fisher and Brian Johnson either in person at the Dream Center or via Zoom at a date and time of your choosing. The questions Gennessa and Brian will discuss with you will be emailed to you a week before the first meeting. The Youth Voice Amplified team can also assist with transportation.

Telling your story may be a new and somewhat scary experience. At the first meeting, Gennessa and Brian will review the interview questions with you, answer your questions, and show you the recording equipment. So you are more comfortable telling your story, Gennessa and Brian will work with you on telling your story and give you opportunities to practice speaking with them, both on and off the microphone. You can also write down the answers to your interview questions on cards that you can refer to during the podcast recording.

Next, you will set a time and date for your interview recording at the Kern County Superintendent of Schools recording studio at 1300 17th Street in Bakersfield. Interviews can go as long as two hours or as short as 45 minutes. Youth Voice Amplified staff can also assist you with transportation services to and from the recording studio. At any time during the interview, you are welcome to stop and either schedule a later time to record or end your participation with the project. After the recording is over, Youth Voice Amplified hosts and staff will invite you to share a meal with them and talk about your experience recording the episode.

Soon after, a 'first cut' will be sent to you for comment and a 'final version' will be sent to you for your approval before the recording is uploaded. At these times, you can have anything you shared removed that you are uncomfortable with.

As compensation for your time we are offering a \$100 stipend upon your review and approval of the completed recording. You can stop participation at ANY time and still receive \$30.

Our storytellers (You) and your story will be treated with respect at all times. We will try to preserve the integrity of the story. We will always try to be flexible and sensitive to the needs of storytellers with regard to the place and pace of recording.

Our goal throughout this process is to create a safe and welcoming space where you can share your story and the challenges you are facing during this time, so please let us know what we can do to make this the best experience for you!

6. What are you going to do with my story? Where will it be housed? Who will be listening to it?

The recording of your story will only be an audio recording and it will first be housed on a website on the Kern County Superintendent of Schools Office. In addition, the podcast will be uploaded to Spotify through Buzzsprout Podcasting software. The podcast's audience is anyone, including youth as young as 13, however, we will be promoting the podcast to schools and youth-serving agencies for service improvement.

7. Are you going to tell me what I can say or what can't I say?

We want you to speak your truth. You are the expert of your own lived experiences. If you decide to share your story, be yourself and share from your viewpoint. You are not obligated to speak for anyone but yourself. You can also choose what parts of your story you would like to share. There may be aspects of your story that you don't feel comfortable sharing with others and you would like to keep private, and that is okay. In this case, it may be helpful for you to consider what other details you want to share that you believe will be the most helpful to the school and agency staff and youth who are listening.

The audience for this podcast is anyone, including youth as young as 13. We will be also promoting the podcast as a resource for schools and youth-serving agencies who wish to improve their services. Therefore, please limit excessive profanity that may distract listeners from your story and avoid inappropriate sexual references.

We ask that your story on the podcast cannot threaten others or do anything that deliberately smears another person who is out of the public eye. When referring to specific people, schools, and programs, only use names for positive comments. In other words, if you have something critical or a negative experience to share, please do not use names.

Youth Voice Amplified is part of the Kern County Superintendent of Schools Office and the office's non-discrimination policy prohibits discrimination, harassment, intimidation, and bullying based on actual or perceived ancestry, age, color, disability, gender, gender identity, gender expression, nationality, race or ethnicity, religion, sex, sexual orientation, marital or parental status or association with a person or a group with one or more of these actual or perceived characteristics.

Youth Voice Amplified staff will reserve final editing rights to the podcast content in order to meet the Kern County Superintendent of Schools Office's non-discrimination policy and guidelines described above.

8. How will you protect my identity?

Your privacy and safety are our priority, however, the nature of a storytelling podcast cannot guarantee anonymity and absolute confidentiality. Even though it is audio and faceless, some people may recognize you by your voice or from details in your story. To help you maintain your privacy, the Youth Voice Amplified team will ask you to adopt a pseudonym or a fake first name. This name will be used during the interview and as part of the title. You will also be asked to use pseudonyms for family and friends who are part of your story, and to not share home addresses, phone numbers, social media account information, or any other information that may identify you. Again, we take seriously the privacy of our storytellers who participate in this podcast. If you have concerns about your safety, before or after the recording, please contact our team immediately.

9. What are possible risks and benefits from sharing my story publicly?

Sharing your story about your experiences, and about what's important to you, is an easy and effective way to create change, start conversations and connect with the people around you. This can

be especially powerful for young people who do not always feel that they have the chance to help others. However, there can be risks in sharing your story on the Youth Voice Amplified podcast that we want you to know. First, it is important for you to imagine what the impact of sharing your story on a podcast will be on you and those who are part of your story. It may be uncomfortable to bring up trauma associated with your story. Storytellers on Youth Voice Amplified will be offered emotional support during and after telling their stories on the podcast in addition to linking you to additional community resources and services. It may be helpful to let a trusted parent or guardian, friend, counselor or teacher know that you plan to share your story. That way, they can be there for you before and afterwards, if needed.

Stories in the digital world last forever, so we also want you to consider the exposure that your story will bring to you. Once information is shared and accessible by the public, there is no going back and it can be difficult to contain. It is important for you to consider how sharing your story could impact future employment, academic pursuits, a court or legal case, and relationships with family and friends - now or in the future.

With that being said, please also know that sharing your story can make a difference in many ways—to your own life, other youth, and to the community. For example, sharing your story has the potential to help someone else feel less alone. Have you listened to someone talk about their life and thought, ‘Wow, someone else has been through that too? I thought it was just me!’ Lived experiences like yours also have the power to reduce stigmas and to inform and educate others. In addition, schools and programs that meaningfully incorporate youth voice into their programming provide more responsive services.

Youth who have taken part in our previous storytelling projects have also told us that sharing their story was healing and it benefited them to know that their personal stories did matter and their insight was valued. Some youth storytellers also reported that they gained confidence from such opportunities to build awareness of issues that matter to them and be part of the solution to a problem. With these benefits and risks in mind, please remember that it is still perfectly okay if you decide to pull back and not do the podcast at any time.

10. Am I ready to share?

Take time to ask yourself if you are ready to share your story with others. If you don't feel ready or comfortable doing so, you don't have to. Even if you have shared your story publicly before, you still have the right to say no.

11. What if I change my mind about sharing my story or if I want the recording taken down afterwards?

We will not record a story unless we have your prior permission and signed consent from you; we will provide whatever information is necessary about the process and answer your questions so such consent can be given. After you have reviewed the final recording, you will be asked to sign a consent form agreeing to the use of the final version of the story as an educational and learning resource intended to improve the quality and responsiveness of services for youth and students in our community.

You can withdraw your consent or participation at any stage of the process, including after the recording is published. If you want a recording to be taken down, please contact Kim Silva at kisilva@kern.org or call 661-636-4900. Your recording will be removed from the Kern County

Superintendent of Schools website and from the Spotify podcast directory within 24 hours of a business day after receiving your request and confirming your identity as the Storyteller.

12. What can I expect after I do the podcast?

Sharing your story may be an emotional experience. In addition to debriefing with our Youth Voice Amplified team, it may be helpful to let a trusted parent or guardian, friend, counselor or teacher know that you plan to share your story. That way, they can be there for you before and afterwards, if needed.

Gennessa and Brian will check in with you after the podcast airs and ask you how you felt about it. If you like, we would like to maintain contact with you and include you as an ongoing part of our Youth Voice Amplified community and future events. This could be gatherings with other guests, leadership development workshops, youth advisory committees, or other storytelling events.

13. Who can I contact if I need more information?

Your participation in Youth Voice Amplified is voluntary. If you have any questions, you can contact the hosts Gennessa Fisher at gefischer@kern.org or Brian Johnson at brjohnson@kern.org. You can also call the Youth Voice Amplified program office at the Kern County Superintendent of Schools Office at 661-636-4900. If you have any questions about your rights as a guest on the podcast or if you would like to talk to someone other than the hosts, you can contact Kim Silva at 661-636-4948 or at kisilva@kern.org.



Consent to Participate in a *Youth Voice Amplified* Podcast Recording

- I have read the *FAQs for Youth Voice Amplified* document.
- I understand the purpose of the *Youth Voice Amplified* Podcast.
- I understand I will have editorial control over my story and will be asked to approve the recording's first and final edits.
- I understand that Youth Voice Amplified staff reserve final editing rights to the podcast content in order to meet the Kern County Superintendent of Schools Office's non-discrimination policy.
- I understand if there is a topic and/or question I do not want to answer, I will tell the hosts I do not want to talk about that and do not have to explain why to them.
- I understand I can stop my participation in the podcast at any time without explaining why.
- I understand that I will be identified on the podcast by a fake first name for my privacy, but I also understand that the hosts cannot guarantee anonymity and absolute confidentiality.
- I understand that the intention of *Youth Voice Amplified* is to make stories of lived experiences of youth, like me, a resource for schools and agencies for service improvement as well as to inspire youth who may be going through the same situation.
- If my story is released, I understand that it will join a growing library of *Youth Voice Amplified* podcast recordings and may be made publicly available by the Kern County Superintendent of Schools Office on the Internet www.kern.org/yva and on Spotify, Apple Podcast, Google Podcast, Amazon Music, iHeartRadio, and Podchaser through Buzzsprout podcasting software.
- I understand that, once a recording is released, the Kern County Superintendent of Schools Office has no control over, or liability for, how it is used.
- I consent to participate in a *Youth Voice Amplified* podcast recording on _____.

Signed: _____ Date: _____

Email: _____ Tel: _____

Storyteller Name: _____ Shirt Size: XS S M L XL XXL XXXL

Address: _____

Circle what pronouns would you like us to use? (Example: *they/them, he/him, she/her, she/they*)

She/Her He/Him They/Them Other _____

Please keep this copy for your records

Youth Voice Amplified Project, Foster Youth & Homeless Education Services Program
1807 19th Street, Bakersfield, CA 93301
661-636-4900 kern.org/foster-youth-services

YOUTH VOICE



AMPLIFIED

Interim Release Approval

The title of my *Youth Voice Amplified* Podcast Recording is _____

- I am happy for the draft of my recorded story to undergo post-production work with a view to it being included in the Youth Voice Amplified podcast library; I understand that I will have the opportunity to review and approve my story before it is released.
- I understand that Youth Voice Amplified staff reserve final editing rights to the podcast content in order to meet the Kern County Superintendent of Schools Office's non-discrimination policy.
- I understand that as compensation for my time, I will receive a \$100 stipend upon my review and approval of the completed recording.
- I understand I can stop my participation in the production of this podcast at any time and still receive \$30.
- I am happy for my story to be used, OR
- I am happy for my story to be used under the following conditions: _____

Signed: _____ Date: _____

Email: _____ Tel: _____

Storyteller
Name: _____

Address:

Please keep this copy for your records

Youth Voice Amplified Project, Foster Youth & Homeless Education Services Program
1807 19th Street, Bakersfield, CA 93301
661-636-4900 kern.org/foster-youth-services

YOUTH VOICE



AMPLIFIED

Final Release Approval

- I have listened to one or more drafts of my *Youth Voice Amplified* Podcast Recording titled: _____ and I am happy for the recording to be finalized and released publicly on the Youth Voice Amplified website at www.kern.org/yva and on Spotify, Apple Podcast, Google Podcast, Amazon Music, iHeartRadio, and Podchaser through Buzzsprout podcasting software.
- I consent to the use of my story as part of the Youth Voice Amplified podcast series and that it will be released on (date):_____.
- I understand that the intention of the Youth Voice Amplified podcast is to make the lived experiences of youth like me available as an educational and learning resource for schools, organizations, and youth.
- I understand that, once a recording is released, the Kern County Superintendent of Schools Office has no control over, or liability for, how it is used.
- I agree to my story being made available to the public by the Kern County Superintendent of Schools Office at no cost, including via the Internet and Spotify.
- I understand that I am now a member of the Youth Voice Amplified community and will be invited to participate in future events and projects, including, but not limited to gatherings with other guests, leadership development workshops, youth advisory committees, or other storytelling events.

Signed: _____ Date: _____

Email: _____ Tel: _____

Storyteller Name: _____

Address: _____

Please keep this copy for your records

Youth Voice Amplified Project, Foster Youth & Homeless Education Services Program
1807 19th Street, Bakersfield, CA 93301
661-636-4900 kern.org/foster-youth-services

