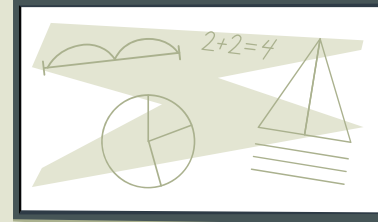
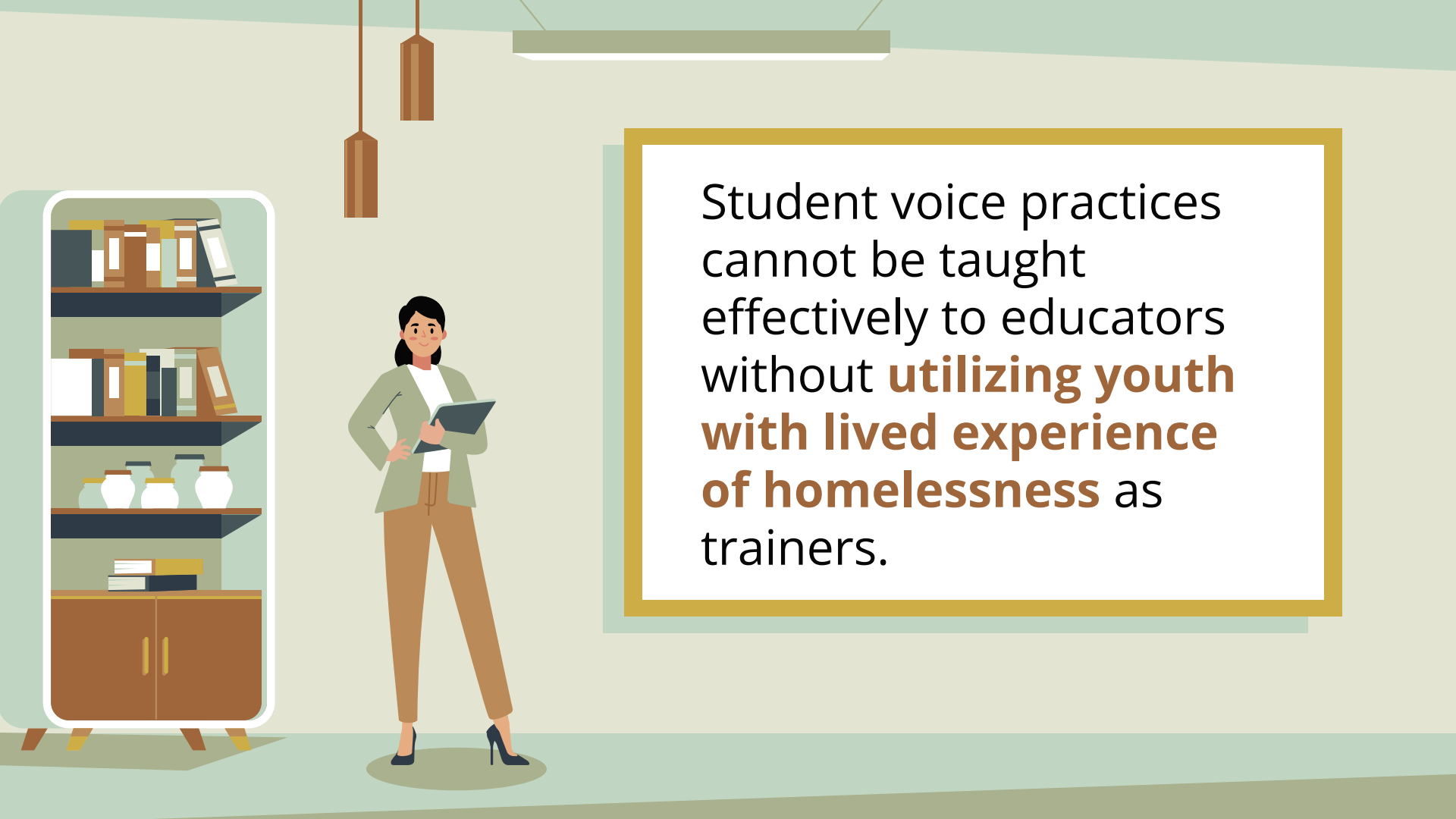




Elevating Student Voice by Using Youth as Trainers



Audio By:
Allyson Baptiste, MSW



Student voice practices cannot be taught effectively to educators without **utilizing youth with lived experience of homelessness** as trainers.



When attempting to use youth as trainers, try using transitional aged youth first.

Transitional aged youth (TAY) are defined by Housing & Urban Development as those that are 18-24 years of age. Utilize TAY who had lived experience of homelessness while they were school-aged.





Where do I find transitional aged youth who can help train?

**Hire them! Peer Support Specialists
are a great investment to your team.**

Example PSS job description can be found at
www.kern.org/hip



Other Ways to Find TAY Trainers

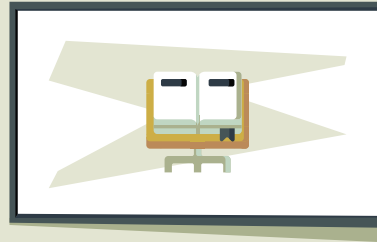
Offer 1 time stipend

Get an intern

Ask local homeless orgs


Reach out to CoC YAB

Ask LEA Liaisons



After your TAY trainer is identified, do YOUR part first.


Put together your PD presentation on student voice first, before incorporating your TAY trainer. Do your own student voice research & take the lead on the presentation. Be prepared to be the one answering questions regarding student voice basics & how student voice practices can be implemented.



An illustration of a woman with dark hair, wearing a light green blazer and brown trousers, pointing towards a whiteboard. The whiteboard contains text about using youth trainers. The background includes a calendar, a potted plant, a desk with a globe and books, and a bookshelf.

Use youth trainers to
compliment your main
presentation with their
own experiences &
thoughts.

And, be prepared to spend a
significant amount of time
prepping the youth & helping
them practice public speaking!

An illustration of a woman with reddish-brown hair, wearing a dark blue blazer, a white collared shirt, and a dark blue skirt, standing with her arms crossed. She is positioned in the center of a room. To her left is a round wall clock with a white face and black hands, and a large television set on a wooden stand with a yellow and brown cabinet. To her right is a large framed sign with a brown border and a white background containing text. In the bottom right corner, there is a potted plant with long, pointed leaves. The room has a light green wall and a light green floor.

**It is your obligation
to get Youth Trainers
their own PD on
public speaking
before putting a
spotlight on them.**

**We also want to make sure we
are providing leadership
development to our youth
leaders, helping them become
better student voice
advocates.**



Be Careful of Tokenism!!!

“Tokenism is when young people are invited to participate, but only in a superficial manner because in reality, young people do not have a voice and their opinions are not listened to.”

*-Choice for Youth &
Sexuality-*

Ways to Use TAY in Student Voice PD Presentations

Have them discuss how feeling heard would have helped them be more successful in school

Encourage them to use real-life examples of difficulties they experienced as a homeless student (to the extent they are comfortable sharing their personal histories publicly).

Use the PD as a way to help them build their own public speaking/leadership skills by allowing them to run small group activities or discussions



Ways to Use TAY in Student Voice PD Presentations

Acknowledge that TAY Trainers are experts of their own lived experiences

Allow the audience to ask them questions regarding their perspectives and opinions regarding situations they are experiencing on their school site


Teach TAY Trainers how to respectfully decline to answer questions if they are too personal for them



Types of student voice trainings to use youth trainers in



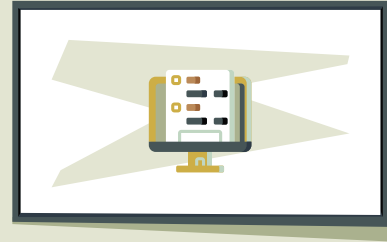
**Basics of
student voice**



**Student voice
& multimedia**





**Student voice
evaluation**



**Student voice &
youth advisory
boards**


NOTE: Ask your youth trainers what student voice trainings are missing from the PD for professionals!

Try this next...



Once TAY Trainers have experience giving adult PDs on student voice, **they can be placed in middle & high schools to teach younger students how to provide adult PD RE: student voice!**

NOTE: Middle & high schoolers will need A LOT of support around leadership development & public speaking skills!



Take a look at the tip
sheet about lessons
learned from a youth
trainer on
www.kern.org/hip

Need more individual coaching on using
youth with lived experience for student
voice professional development trainings?

Email: fosteredcoordinator@kern.org

